

ARKANSAS RAZORBACKS

Associate Communications Director Jeri Thorpe | jthorpe@uark.edu | Cell-479-283-3344

'16-'17 SCHEDULE

All: 6-0 | SEC: 0-0 | H: 4-0 | A: 0-0 | N: 2-0 | Ranked: 0-0

NOVEMBER (0-0)		W/L	SCORE
3	OKLA. BAPTIST (EXH)	W	79-32
11	SAM HOUSTON STATE	SECN+ W	71-39
13	LOUISIANA-MONROE	- W	92-46
17	SOUTH DAKOTA	SECN+ W	70-67
21	STETSON	SECN+ W	79-62
25	vs. Memphis!	- W	91-61
26	vs. Navy!	- W	70-67
30	at Tulsa	CST	7 p.m.

DECEMBER (0-0)			
3	TEXAS TECH	SECN	3:00 PM
7	BUTLER	SECN+	7:00 PM
11	at Missouri State	-	2:00 PM
18	NORTHWESTERN STATE	SECN+	2:00 PM
21	ORAL ROBERTS	SECN+	1:00 PM
28	HOUSTON BAPTIST	SECN+	7:00 PM

JANUARY (0-0)			
1	at Ole Miss*	SECN	4 p.m.
5	MISSISSIPPI STATE*	SECN+	7 P.M.
8	LSU *	SECN+	2 P.M.
12	at Texas A&M*	SECN+	7 p.m.
15	at Alabama*	SECN	4 p.m.
19	VANDERBILT*	SECN+	7 P.M.
23	MISSOURI*	SECN	6 P.M.
29	at LSU*	SECN	1 p.m.

FEBRUARY (0-0)			
2	GEORGIA*	SECN+	7 P.M.
5	SOUTH CAROLINA*	ESPN2	1 P.M.
9	at Florida*	SECN+	6 p.m.
12	at Missouri*	SECN	5 p.m.
16	KENTUCKY*	SECN+	7 P.M.
19	at Tennessee*	SECN	2 p.m.
23	at Vanderbilt*	SECN+	7 p.m.
26	AUBURN*	SECN	2 P.M.

MARCH (0-0)			
1-5	SEC Tournament	SECN/ESPNU/ESPN2	TBA

1 - Nugget Classic (Reno, Nevada)
* - Southeastern Conference Game
All home games played in BWA (19,200)
All times central and subject to change.

SEASON HONORS

Jessica Jackson

- ▶ Preseason All-SEC First Team selection (Coaches)

Jailyn Mason

- ▶ SEC Freshman of the Week (Nov. 29)

GAME 7 | ARKANSAS (6-0 | 0-0) VS. TULSA (2-4 | 0-0)

RAZORBACKS

Head Coach: Jimmy Dykes
@CoachJimmyDykes
At Arkansas: 36-32 (3)
Career Record: 36-32 (3)
W/L Streak: Win 6



GOLDEN HURRICANE

Coach: Matilda Mossman
School Record: 74-85 (6)
Career Record: 221-259 (14)
W/L Streak: Tulsa L1

SERIES INFO

All Time: Arkansas leads 19-3 \\\ Fayetteville: 9-2 \\\ Tulsa: 10-1 \\\ Neutral: 0-0 \\\ Arkansas is 4-1 in last 5 meetings
Arkansas lost to the Golden Hurricane last season in Bud Walton Arena, 74-67. Jessica Jackson had 29 points in the game

📺: CST (Alex Perlman and Robin Muller)
🎙️: Razorback Sports Network \\\ PxP: Phil Elson
LR - KABZ-FM-103.7 \\\ Fayetteville - KOSM-FM-92.1 \\\ Ft. Smith - KFPW-AM-1230/FM-94.5 \\\ Rogers - KURM-AM-790/FM-100.3

🌐: <http://www.sidearmstats.com/tulsa/wbball/>

STORYLINES

JESSICA JACKSON

- ▶ Six games with double figures
- ▶ Ranks eighth in career points (1,534) and blocks and 20th in career rebounds (600)
- ▶ Season goal is to shoot more FT (16-30) than 3's (11-27)
- ▶ 82 games with double figure scoring
- ▶ 23 games with 20+ points
- ▶ Named tournament MVP at Nugget Classic after scoring 29 points and grabbing eight rebounds in two games
- ▶ Ranks 14th in the NCAA among active players with 1,534 career points and is 16th with 15.8 ppg

DEFENSE DEFINES US

- ▶ 158 defensive rebounds
- ▶ Holding opponents to .367 from the field
- ▶ Held Stetson to two offensive rebounds
- ▶ Forced 99 turnovers; grabbed 52 steals

TOUGH SCHEDULE

- ▶ Arkansas faces four nonconference and 14 total opponents who advanced to the postseason last year
- ▶ The Razorbacks defeated the 2016 WNIT Champion South Dakota, who returned all of its starters from a year ago
- ▶ This week in the polls - (AP): South Carolina (3), Mississippi State (6), Kentucky (17), Florida (19), Tennessee (22), Auburn (23), Texas A&M (25), Missouri (RV 6)
- ▶ Northwestern State picked sixth/T5th; Houston Baptist picked 8th/8th; Sam Houston State picked 9th/9th in Southland preseason coach's/sports information director's polls


NEWCOMERS CONTRIBUTE

- ▶ McDonald's All-American **Aaliyah Wilson** made her collegiate debut against Stetson
- ▶ Ten different players saw action and eight different players scored for the Razorbacks against Stetson
- ▶ Even though **Bailey Zimmerman** and **Keiryn Swenson** are sophomores, they are seeing significantly more playing time and better numbers this season
- ▶ **Jailyn Mason** -- Started all games this year; Career-best 10 points in come-from-behind win over South Dakota; Bettered that with a career-best 11 points in the win over Stetson; Career bests for points (11), FG (5), FGA (10), Rebounds (6) against Stetson. Mason earned SEC Freshman of the Week honors Nov. 29 after helping Arkansas to the Nugget Classic title in Reno, Nevada.

ON THE BENCH

- ▶ Arkansas has yet to be full strength in a game or in practice. Different players with injuries and illnesses have plagued the Razorbacks early in 2016.





LAST GAME'S STARTERS
NUMERICAL

NO.	NAME	POS	HT	CL	HOMETOWN/HS/PREVIOUS SCHOOL	PPG	RGP	APG	FG%	3FG%	FT%
00	Jessica Jackson	F	6-3	Sr	Jacksonville, Ark./Jacksonville HS	15.8	6.0	1.8	.410	.407	.533
2	Aaliyah Wilson	G/F	5-10	Fr	Muskogee, Okla./Muskogee HS	6.0	3.3	3.3	.353	.500	1.000
3	Malica Monk	G	5-5	So	N. Little Rock, Ark./NLR HS	11.3	2.5	3.7	.641	-	.900
4	Keiryn Swenson	G/F	6-1	So	Wichita, Kan. /Maize HS	9.3	4.0	0.5	.550	.571	.667
10	Kiara Williams	F/C	6-1	Fr	Little Rock, Ark./LR Central HS	3.8	3.0	-	.636	-	.250
12	Briunna Freeman	G	5-9	So	Pelham, Ga./Pelham HS	10.3	3.0	0.3	.737	-	.750
14	Jailyn Mason	PG	5-9	Fr	Mason, Ohio/William Mason HS	8.0	3.5	3.0	.455	.600	.667
20	Sydney Stout	F	6-0	Fr	Bixby, Okla./Bixby HS	1.0	0.3	-	.333	.333	-
21	Devin Cospier	G	5-10	Jr	Coffeyville, Kan. / Field Kindley HS / Coffeyville CCC	3.2	1.4	2.2	.368	-	1.000
22	Bailey Zimmerman	G/F	6-0	So	St. Vincent, Ark. /Wonderview HS	4.5	5.0	2.0	.345	.316	.500
25	Tatiyana Smith	C	6-3	Sr	Plano, Texas/Plano East HS / Arkansas Baptist	DNP					
35	Alecia Cooley	C	6-4	Sr	Evanston, Ill. / Evanston Township HS / State Fair CC	9.7	6.8	1.5	.559	-	.714
42	Yasmeen Ratliff	C	6-5	Fr	Alpharetta, Ga./St. Francis Day	DNP					

ROSTER SUPERLATIVES

BY YEAR

SR	5	Jackson, Smith, Cooley
JR	1	Cospier
SO	5	Monk, Swenson, Freeman, Zimmerman, Danberry
FR	5	Wilson, Williams, Mason, Stout, Ratliff

BY STATE

Arkansas	5	Jackson, Monk, Williams, Zimmerman, Danberry
Illinois	1	Cooley
Georgia	2	Freeman, Ratliff
Kansas	2	Swenson, Cospier
Ohio	1	Mason
Oklahoma	2	Wilson, Stout
Texas	1	Smith

BY POSITION

Guard	5	Monk, Freeman, Mason, Cospier, Danberry
G/F	3	Wilson, Swenson, Zimmerman
Forward	3	Jackson, Williams, Stout
Center	3	Smith, Cooley, Ratliff

PRONUNCIATION GUIDE

Aaliyah	uh-LEE-uh
Malica	mal-l-ka
Keiryn	KEER-rynn
Kiara	key-ARE-uh
Briunna	BRE-uh-nah
Jailyn	JAY-lynn
Tatiyana	tah-Tee-yah-nah
Alecia	uh-LEE-c-uh
Yasmeen	yas-MEAN
Tari	TAR-e
Deffebaugh	DEFF-uh-baugh

STARTING LINEUPS

OPPONENT	GUARD	GUARD	FORWARD	FORWARD	CENTER
OK BAPT (Exh)	Monk	Mason	Jackson	Zimmerman	Cooley
SHSU	Monk	Mason	Jackson	Zimmerman	Cooley
ULM	Monk	Mason	Jackson	Zimmerman	Cooley
S DAKOTA	Monk	Mason	Jackson	Zimmerman	Cooley
STETSON	Monk	Mason	Jackson	Zimmerman	Cooley
vs. Memphis	Monk	Mason	Jackson	Zimmerman	Cooley
vs. Navy	Monk	Mason	Jackson	Zimmerman	Cooley
at Tulsa					
TEXAS TECH					
BUTLER					
at Mo State					
NSU					
ORU					
HBU					
Ole Miss					
MISS STATE					
LSU					
Texas A&M					
Alabama					
VANDERBILT					
MISSOURI					
LSU					
GEORGIA					
S CAROLINA					
Florida					
Missouri					
KENTUCKY					
Tennessee					
Vanderbilt					
AUBURN					
SEC Tournament					

WHAT WE ARE TALKING ABOUT

- ▶ Arkansas is one of five remaining undefeated teams in the SEC and one of 31 remaining undefeated teams in NCAA Division I. The other undefeated SEC teams are Mississippi State (7-0), Alabama (5-0), South Carolina (5-0) and Texas A&M (5-0).
- ▶ Arkansas has used the same starting five for each of the first six games: Malica Monk, Jailyn Mason, Jessica Jackson, Bailey Zimmerman and Alecia Cooley.
- ▶ Jessica Jackson has scored in double figures in each of the first six games this season. She is averaging a team-best 15.8 points per game, which also ranks 10th in the SEC.
- ▶ Jessica Jackson has scored in double figures in the first half twice this year, including 14 points in the Nugget Classic Championship Game against Navy.
- ▶ Keiryn Swenson and Briunna Freeman both finished with career highs in points scoring 16 points and 13 points, respectively, against Navy.
- ▶ Arkansas has won the rebounding battle in five of the first six games this season, improving to 28-7 when outrebounding its opponents under head coach Jimmy Dykes.
- ▶ Arkansas ranks second in the SEC in both field-goal percentage (48.7 percent) and 3-point field-goal percentage (40.0 percent). Arkansas also ranks fourth in the SEC in scoring (78.8 points per game).
- ▶ Arkansas has already shot 45 percent or better four times this season. Arkansas shot 45 percent or better twice all of last season (30 games) and six times all of 2014-15 season (32 games).
- ▶ Arkansas is off to a 6-0 start for the second time in the three seasons under head coach Jimmy Dykes. The Razorbacks also won the first six games to start the 2014-15 season, when they advanced to the Round of 32 in the NCAA Tournament.
- ▶ Arkansas is seeking its first 7-0 start since the 2013-14 season, when the Razorbacks won each of its first 13 games, completing a 13-0 nonconference in the regular season.
- ▶ Arkansas has led for 223:43 of 240:00 minutes played this season. Arkansas has been tied for just 6:06 and has trailed for just 10:11.
- ▶ Arkansas has won the rebounding battle in five of six games this season, improving to 28-7 when outrebounding its opponents under head coach Jimmy Dykes.
- ▶ Arkansas is off to a 6-0 start for the second time in the three seasons under head coach Jimmy Dykes. The Razorbacks won the first six games to start the 2014-15 season.
- ▶ Arkansas is seeking its first 6-0 start since the 2014-15 season, the first under head coach Jimmy Dykes, when the Razorbacks advanced to the Round of 32 in the NCAA Tournament.

THIRD SEASON FOR JIMMY DYKES

Since Jimmy Dykes took over as head coach (2+ seasons), Arkansas has:

- ▶ Won 36 games
- ▶ Reached the second round of the NCAA Tournament (2014-15)
- ▶ Reached the third round of the SEC Tournament (2014-15)
- ▶ Had an All-SEC First-Team selection (Jessica Jackson, 2015-16)
- ▶ Defeated six ranked teams (three 2015 and 2016)
- ▶ Had eight players named to the SEC Academic Honor Roll and 25 to the Athletics Department Academic Honor Roll
- ▶ For just the third time under head coach Jimmy Dykes, Arkansas won when allowing its opponent to shoot 45 percent or better from the floor, when South Dakota shot 56.8 percent in a 70-67 loss.
- ▶ For just the fifth time under head coach Jimmy Dykes, Arkansas won when trailing at halftime, erasing a 28-27 halftime deficit in a 70-67 win over South Dakota.
- ▶ Arkansas improves to 23-10 in home games, including 15-5 in nonconference home games, under head coach Jimmy Dykes.

STORYLINES

#BeArkansas

#BeArkansas - We keep the players who fit our program's needs home as well as show other great players what it means to represent the Razorbacks

- ▶ Five in-state players
- ▶ Five newcomers had offers from several other schools but chose Arkansas because of the coaching staff, the current players and the university
- ▶ Fayetteville No. 1 In Best Value. More: <http://bit.ly/2emfcaQ>.
- ▶ Be Relentless...Be Hard To Guard...Be the team no one wants to play

Expectations

Dykes has high expectations for this season. He has nine returners and five newcomers who will impact the team from day one.

- ▶ Return 77.9% of our scoring including our top three scores (Jackson, Cospier, Danberry)
- ▶ Return 70.3% of our rebounding including three of the top four (lost Melissa Wolff)
- ▶ Nine returning players and five newcomers including ESPN No. 30 Aaliyah Wilson

Awards \ Honors \ Goals

Jessica Jackson returns for her senior season as just the fourth player in program history to earn All-SEC First Team honors. Her goal is to elevate her game and get drafted by the WNBA at the end of the year.

SEEING DOUBLE

DOUBLE FIGURE GAMES

Jessica Jackson (82/23)	Times	20+
2013-14	25	8
2014-15	26	5
2015-16	25	8
2016-17	6	1

Devin Cospier (14)	Times
2015-16	14
2016-17	TBA

Jordan Danberry (11)	Times
2015-16	10
2016-17	1

Alecia Cooley (11)	Times
2015-16	7
2016-17	4

Malica Monk (7)	Times
2015-16	3
2016-17	4

Keiryn Swenson (3)	Times
2016-17	3

Jailyn Mason (2)	Times
2016-17	2

Briunna Freeman (3)	Times
2016-17	3

Aaliyah Wilson (1)	Times
2016-17	1

DOUBLE-DOUBLES

Jessica Jackson

Pts	Reb	Opponent	Date
16	10	Florida	1-29-16
15	12	at Butler	12-13-15
13	10	Southeastern La.	11-13-15
20	13	SHSU	11-15-15
19	11	at Missouri	3-1-15
17	13	LSU	2-22-15
14	11	at Alabama	2-1-15
18	10	No. 5/8 Texas A&M	1-4-15
19	12	Savannah State	11-16-14
18	11	Tennessee Tech	12-20-13
23	10	at Florida	1-9-14
31	10	Ole Miss	1-19-14
19	12	Auburn	2-2-14
21	11	Ole Miss (SEC)	4-5-14

Alecia Cooley

Pts	Reb	Opponent	Date
11	10	Florida	1-28-16
12	10	No. 24 Missouri	1-17-16
12	10	Missouri State	12-2-15
10	11	Memphis	12-25-16

Jordan Danberry

Pts	Reb	Opponent	Date
12	10	Alabama	2-18-16

Newcomer Aaliyah Wilson is just the second McDonald's All-American to sign with Arkansas out of high school. Expectations are high for this freshman.

Jailyn Mason earned **SEC Freshman of the Week** honors Nov. 29, after helping the Razorbacks to the Nugget Classic title in Reno. It is her first collegiate honor and the first for Arkansas this season.

Building a Strong Foundation

Jimmy Dykes is building a strong foundation. The goal is to win but he won't sacrifice the process. Academics, work ethic and attitude will impact playing time as much as a player's shooting percentage.

- ▶ Getting players who fit our style on and off the court
 - ▶ Getting things done in the classroom - six consecutive semesters above a 3.0 GPA
- Increasing our community service outreach

PROJECT UNIFY

▶ The concept of Project Unify was brought forward by members of the women's basketball team and will be developed and implemented in coordination with University of Arkansas campus leadership. The announcement comes six days after six members of the team knelt during the playing of the national anthem prior to an exhibition game to raise awareness of their concerns about recent police shootings and other challenges facing minorities.



- ▶ Members of the women's basketball team participated in "The Dream on the Hill," an event, sponsored by the Not My City Organization, designed to engage discussion about the importance of forming strong bonds between law enforcement and residents in the neighborhoods
- ▶ Veterans Appreciation Breakfast inviting University of Arkansas students, faculty and staff and members of the community to eat with the team. The focus of the breakfast is to bring members of the community together to show appreciation for those who serve our country and fought for our freedoms.

HOME SWEET HOME

- ▶ Arkansas is 250-96 in 24 seasons in Bud Walton
- ▶ Jimmy Dykes is 24-10 in BWA (8-6/11-4/4-0)

JACKSON AMONG THE SEC LEADERS

Jessica Jackson ranks in the top-5 in several categories among the active leaders in the SEC

- ▶ 1. Scoring with 1534 points
- ▶ 1. Field Goals Made with 528
- ▶ 1. 3-Point Field Goals Made with 163
- ▶ 3. Rebounding with 600 boards
- ▶ 3. Blocks with 114

ACTION JACKSON

- ▶ Jessica Jackson was the second fastest player in program history to reach 1,000 career points.
- ▶ She was the 19th player in program history to score at least 1,000 career points and grab at least 500 career rebounds reaching that milestone at LSU in 2016.
- ▶ Jackson became just the seventh player to score at least 1,000 career points, grab at least 500 rebounds and have at least 100 career blocks at Auburn as a junior

JACKSON'S NUMBERS

- ▶ Scored in double figures in six games this season and 80 career games
- ▶ Thirteen career double doubles
- ▶ Scored 20+ points 23 times in her career/Once as a senior
- ▶ She has been Arkansas' leading scorer (or tied for the lead) in five of six games this year
- ▶ She has been among Arkansas' leading rebounders in two games this year
- ▶ Jessica Jackson ranks 20th with 600 career rebounds - four boards shy of moving up a spot
- ▶ Jessica Jackson ranks eighth with 114 career blocked shots - three blocks shy of moving up a spot

POINTS/REBOUNDS/BLOCKS

Player	Points	Rebs	Blocks
Shemeka Christon (01-04)	1951	714	162
Delmonica DeHorney (88-91)	1785	641	235
JESSICA JACKSON (14-PRES)	1534	600	114
Sarah Watkins (10-13)	1386	604	201
Stephanie Bloomer (92-95)	1159	691	126
Amanda Holley (82-84)	1154	683	147
Kim Bunge (80-83)	1047	652	116

POINTS

Name (Career)	Yr	Gp	Pts
1. Bettye Fiscus (81-85)	4	112	2,073
2. Shameka Christon (00-04)	4	123	1,951
3. Del. DeHorney (87-91)	4	115	1,785
4. Kimberly Wilson (93-97)	4	120	1,733
5. Shelly Wallace (85-89)	4	119	1,583
6. Wendi Willits (97-01)	4	131	1,574
7. Ce'ira Ricketts (09-12)	4	129	1,537
8. JESSICA JACKSON (14-PRES.)	3+	97	1,534
9. Christy Smith (94-98)	4	111	1,459
10. Karyn Karlin (96-00)	4	111	1,441

ON THIS DATE

Nov. 30 (3-2)

1991	Arkansas	73	Missouri-KC	61	
1993	Arkansas	81	Kent State	86	
1996	Arkansas	76	SHSU	51	
1999	Arkansas	79	Boston Coll.	68	Boston
2002	Arkansas	72	Duke (OT)	74	

Dec. 3 (13-1)

1981	Arkansas	78	Centenary	55	Camden, Ark.
1982	Arkansas	55	Montana	43	
1983	Arkansas	71	Oklahoma St.	66	
1988	Arkansas	75	UTSA	57	
1991	Arkansas	72	Oklahoma St.	57	
1993	Arkansas	92	Boise State	75	Honolulu
1994	Arkansas	85	SMU	79	
1996	Arkansas	61	Rice	77	
1999	Arkansas	80	Baylor	69	Waco
2003	Arkansas	67	W. Kentucky	65	
2004	Arkansas	78	Wichita St.	55	
2006	Arkansas	90	Texas So.	50	Fayetteville
2008	Arkansas	76	Memphis	69	
2011	Arkansas	59	MTSU	53	Murfreesboro

MONK POSTS CAREER NUMBERS

- ▶ Started every game as a sophomore at point guard
- ▶ Tied her season-best with 12 points in come-from-behind win over defending WNIT Champion South Dakota
- ▶ Posted a career-best with 18 points against Stetson
- ▶ Has had four games in double figure scoring
- ▶ Ranks tied for ninth in the SEC in assists (3.7)
- ▶ Ranks tied for third the SEC in free throw percentage (.900) and is 18-for-20 on the year
- ▶ Ranks tied for eighth in the SEC in steals (2.3)

MASON JUMPS IN

- ▶ Started all games this year
- ▶ Career-best 10 points in come-from-behind win over South Dakota
- ▶ Bettered that with a career-best 11 points in the win over Stetson
- ▶ Career bests for points (11), FG (5), FGA (10), Rebounds (6) against Stetson
- ▶ Ranks 12th in the SEC with 2.6 assist/turnover ratio

WE ARE FAMILY

Several Razorback players hail from large families. Check out some of the family sizes here.

Briunna Freeman	9
Brittany, James, Leonard, Duntrez, Rhaheem, Javell, Shambrika, Kendra, Brandon	
Jessica Jackson	7
Chris, Adrian, Asia, Jennifer, Kailyn, Cedric, Khylan	
Alecia Cooley	7
Mia, Cojuan, Janava, Cheri, Laurie, Amber, Jasmine	
Yasmeen Ratliff	5
Stacia, Alexis, Sasha, Adonis, Darius	
Kiara Williams	4*
Jasmine Davis, Rodney Davis, Deunte Davis, Deundre Davis	
Bailey Zimmerman	3
John Paul, Jordan, Brooke	
Malica Monk	2
Mark, Mason	
Keiryn Swenson	2
Kameron, Konner	
Tatiana Smith	2
Christopher, the late Kevin Smith	
Aalyah Wilson	2**
Devante, Alexis	
Devin Cospers	1
Sierra	
Sydney Stout	1
Savanna	
Jailyn Mason	14***
Roman, Amari, Elijah, Isaiah	

*Williams also grew up with 2 aunts and a cousin in the household

**Grandmother had 16 kids so she had a lot of cousins around

***Has 14 siblings and is closest with the ones who are listed

SPEAKING OF FAMILY

Bailey Zimmerman is a cousin of Arkansas men's basketball assistant coach Matt Zimmerman.



2016 ARKANSAS STUDENT-ATHLETES: (L-R): Bailey Zimmerman (St. Vincent), Malica Monk (N. Little Rock), Jessica Jackson (Jacksonville), Jordan Danberry (Conway), Kiara Williams (Little Rock)

2016-17 NEWCOMERS

FRESHMAN VIDEOS

Get to know our newcomers in their own words. Watch Now!

MASON - bit.ly/MasonShoe

RATLIFF - bit.ly/YasRatliff

STOUT - bit.ly/GTKStout

WILLIAMS - [BIT.LY/KIARAWILLIAMS](http://bit.ly/KIARAWILLIAMS)

WILSON - bit.ly/AWilsonHorses

- ▶ Yasmeen Ratliff is the daughter of long-time NBA player Theo Ratliff
- ▶ Ratliff says defense is her strength
- ▶ Kiara Williams grew up in a busy household with two step-brothers, a little sister and little brother, a cousin and two aunts
- ▶ Williams is a big fan of the Marvel superhero movies
- ▶ Jailyn Mason has an Air Jordan shoe collection
- ▶ Check out the photos of Mason's collection here > bit.ly/MasonShoe
- ▶ Aaliyah Wilson has three siblings and a lot of cousins - her grandmother had 16 children
- ▶ Wilson loves to ride horses and has owned a couple of horses

SCORING AND REBOUNDING RETURN

- ▶ Arkansas returns 77.9 percent of its scoring from last year
- ▶ The Razorbacks return their top three scorers from a year ago (Jackson, Cospers, Danberry)
- ▶ The Razorbacks return 70.3 percent of its rebounding including three of the top four from last year
- ▶ In 2016-17 Arkansas averaged 77.7 ppg and 38.3 rpg
- ▶ Jackson and Cooley are currently the top scorers and are among the top rebounders

A DEEP BENCH - WITH EXPERIENCE

Last season, Arkansas had just three returners who had played minutes for head coach Jimmy Dykes. This year, the Razorbacks return nine players who saw action in games last season. The returners have 290 combined games of experience, 2,367 career points and 1,065 career rebounds prior to the 2016-17 season.

- ▶ Arkansas welcomed eight newcomers in 2015-16 and was the youngest team in the SEC and fifth-youngest in the country in terms of current players with minutes under the current head coach.
- ▶ This year, the Razorbacks return nine of 12 players from a year ago and have two seniors on the roster making them much more experienced than a year ago.

20+ POINT GAMES

- ▶ As a junior, Jessica Jackson had eight 20+ point games.
- ▶ Jackson has had one 20+ point game this year and has 22 for her career
- ▶ Devin Cospers has had one 20+ point game in her career (as a freshman)
- ▶ Jackson's 20+ point games over the last two seasons include:
- ▶ **2015-16:** 20 vs. Sam Houston State; 24 at South Dakota State; 29 vs. Tulsa; 22 versus Louisiana; 22 vs. Mississippi Valley State; 20 at No. 5 Mississippi State; 25 vs. No. 13 Tennessee; 20 vs. Alabama: **2016-17:** 20 vs. Sam Houston State

DOUBLE DIGIT SCORING IN THE FIRST HALF IN 2016-17

- ▶ Malica Monk is the first player to score in double figures in the first half of a game with 10 points against Sam Houston State.
- ▶ Jessica Jackson scored in double figures in the first half against Stetson with 11 and against Navy with 14 points.
- ▶ Jessica Jackson had 10 points in the first quarter against Stetson. It is the second time in her career she had double figure points in the 1Q.
- ▶ Alecia Cooley had 10 points in the first half against Memphis.

TOUGH SCHEDULE IN 2016-17

The SEC is always a tough place to play and this year is no exception

- Arkansas faces seven ranked (as of 11/28/16) opponents for eight games in SEC play
- This includes No. 3 South Carolina, No. 6 Mississippi State, No. 17 Kentucky, No. 19 Florida, No. 22 Tennessee, No. 23 Auburn and No. 25 Texas A&M
- The Razorbacks have a stretch in which five of six opponents are ranked or getting votes
- Three of those contests are on the road
- The SEC sent nine teams to the NCAA Tournament and one other to the WNIT last season

It's not just the SEC either. The Razorbacks have put together a non-conference schedule that will allow the team to find itself while getting tough for league play:

- Arkansas hosted WNIT Champ South Dakota
- The Razorbacks travel to Missouri State who took part in last year's NCAA Tournament

PREVIOUS GAME NOTES

- ▶ The win over Stetson denied the Hatters a 5-0 start for the first time in program history.
- ▶ The win over South Dakota snapped an eight-game winning streak. That was the second-longest winning streak in the nation at that time.
- ▶ Jessica Jackson scored 10 of her 19 points in the first quarter versus Stetson, her second career game with 10 first-quarter points, giving her double-figure scoring games in each of the first four contests this season.
- ▶ Malica Monk scored a career-high 18 points, including 10 points in the second half. She was 6-of-10 from the floor and a perfect 6-of-6 from the free-throw line against Stetson.

A MAJOR ACCOMPLISHMENT

Alecia Cooley	Communication
Devin Cosper	Communication
Briunna Freeman	Psychology
Jessica Jackson	Rec. & Sport Management
Jailyn Mason	Journalism: News/Editorial
Malica Monk	Rec. & Sport Management
Yasmeen Ratliff	Apparel Merch./Product Dev.
Tatiana Smith	Criminal Justice
Sydney Stout	Management
Keiryn Swenson	Accounting
Kiara Williams	Agricultural Business
Aaliyah Wilson	Pre-Physical Therapy
Bailey Zimmerman	Apparel Merch./Product Dev.

AP TOP 25 (11.28.16)

RK	TEAM	RECORD	PTS
1	Notre Dame (16)	6-0	803
2	Connecticut (14)	4-0	797
3	South Carolina (3)	5-0	766
4	Baylor	7-1	725
5	Maryland	6-0	694
6	Mississippi State	7-0	636
7	Louisville	6-1	634
8	Florida State	6-1	551
9	Ohio State	5-2	546
10	UCLA	5-1	541
11	Stanford	6-1	479
12	Oklahoma	5-0	445
13	Washington	6-1	423
14	Texas	2-2	400
15	DePaul	5-1	318
16	West Virginia	7-0	303
17	Kentucky	5-1	276
18	Miami	5-1	245
19	Florida	4-1	192
20	Syracuse	4-3	146
21	Colorado	6-0	116
22	Tennessee	3-2	99
23	Auburn	6-1	70
24	Oregon State	3-1	69
25	Texas A&M	5-0	68

Others receiving votes: South Florida 51, Oregon 49, Arizona State 45, Michigan State 36, Virginia Tech 33, Georgia Tech 30, Marquette 26, Michigan 22, California 20, Northwestern 18, Green Bay 10, Oklahoma State 7, South Dakota State 7, Gonzaga 7, Kansas State 6, **Missouri 6**, Duke 5, Boise State 5

USA TODAY COACHES POLL (11.22.16)

RK	TEAM	RECORD	PTS
1	Notre Dame (17)	4-0	776
2	Connecticut (13)	3-0	773
3	South Carolina (2)	3-0	741
4	Louisville	6-0	670
5	Maryland	4-0	666
6	Baylor	3-1	661
7	Mississippi State	4-0	601
8	Ohio State	3-1	558
9	Florida State	3-1	490
10	UCLA	3-1	475
11	Stanford	3-1	452
12	Oklahoma	3-0	392
13	Washington	3-1	379
14	Texas	1-2	353
15	Oregon State	3-0	315
16	Tennessee	3-1	275
17	DePaul	3-0	272
18	Syracuse	3-1	260
19	Michigan State	4-0	197
20	Florida	3-0	182
21	Arizona State	2-1	168
22	Miami	3-1	143
23	West Virginia	3-0	125
24	Kentucky	3-1	124
25	Texas A&M	3-0	83

Others receiving votes: Gonzaga 58, Michigan 36, South Dakota State 35, South Florida 33, Green Bay 20, NC State 19, California 13, Georgia Tech 9, Missouri 8, Duke 6, Penn State 6, Saint Louis 5, Auburn 5, Oklahoma State 4, Temple 3, Western Kentucky 3, Marquette 2, Indiana 2, Tulane 1, Virginia Tech 1

STATS & STANDINGS

TEAM	SEC			OVERALL		
	W	L	PCT.	W	L	PCT.
Alabama	0	0	.000	5	0	1.000
ARKANSAS	0	0	.000	6	0	1.000
Mississippi State	0	0	.000	7	0	1.000
South Carolina	0	0	.000	5	0	1.000
Texas A&M	0	0	.000	5	0	1.000
Auburn	0	0	.000	6	1	.857
Florida	0	0	.000	4	1	.800
Kentucky	0	0	.000	5	1	.833
Ole Miss	0	0	.000	5	1	.833
Vanderbilt	0	0	.000	5	1	.833
LSU	0	0	.000	5	2	.714
Georgia	0	0	.000	4	2	.667
Missouri	0	0	.000	4	2	.667
Tennessee	0	0	.000	3	2	.600

SEC & NCAA STATS

CATEGORY (All Games)	SEC*	NCAA
Scoring	4 (78.8)	36
Scoring Defense	8 (57.0)	52
Scoring Margin	4 (+21.8)	21
FG Pct.	2 (.487)	11
3PT FG Pct	2 (.400)	20
Rebounding Defense	2 (27.7)	-
Rebounding Margin	4 (+13.3)	15
Assists	4 (16.8)	40
Assist/Turnover Ratio	3 (1.2)	33
Offensive Rebounding Pct	2 (.447)	-
3-Point FG Made	4 (6.3)	121

INDIVIDUAL

CATEGORY (All Games)	SEC*	NCAA
Free Throw Pct Malica Monk	T3 (.900)	49

*Top five only

SEC SCHEDULE

November

30 (Wednesday)	
Arkansas at Tulsa (CST)	7:00 p.m. CT
6-Florida vs Wofford	7:00 p.m. ET
Tennessee State at Tennessee (SECN+)	7:00 p.m. ET
Southern Cal at Texas A&M (SECN+)	11:00 a.m. CT

DECEMBER

1 (Thursday)	
Alcorn State at Alabama (SECN+)	7:00 p.m. CT
15-Oklahoma at Kentucky (SEC Network)	7:00 p.m. ET
Jackson State at Ole Miss (SECN+)	11:00 a.m. CT
15-South Carolina at Texas (ESPN2)	7:00 p.m. ET
15-Auburn at Kansas State	7:00 p.m. CT

2 (Friday)

Missouri State at Missouri (SECN+)	7:00 p.m. CT
16-Vanderbilt at Air Force	6:00 p.m. CT

3 (Saturday)

15-Texas Tech at Arkansas (SEC Network)	3:00 p.m. CT
17-Florida vs Long Beach State	TBA
15-Georgia at Oklahoma State	TBA
15-Mississippi State at Iowa State (FSN)	1:30 p.m. CT
16-Vanderbilt vs Utah Valley/SIUE	TBA

ABOUT OUR OPPONENT

TULSA GOLDEN HURRICANE

- ▶ Arkansas travels to Tulsa for its first true road game of the season. Arkansas is 7-17 in road games, including 4-4 in nonconference road games, under head coach Jimmy Dykes.
- ▶ Arkansas is 19-3 all-time against Tulsa, winning five of the last six meetings dating back to the 2005-06 season. The teams met this past season in Fayetteville, with Tulsa winning 74-67.
- ▶ Arkansas is 10-1 in games played in Tulsa, winning each of the last 10 meetings since losing the teams' first-ever meeting during the 1976-77 season. The teams last met in Tulsa during the 2014-15 season, with Arkansas winning 64-53.
- ▶ Tulsa head coach Matilda Mossman held the same position at Arkansas from 1981-84, posting a 67-27 record for a .713 winning percentage, the best mark in school history. She also led Arkansas to the AIAW Sweet 16 in her first season (1981-82).
- ▶ Tulsa is one of two AAC opponents, along with Memphis on Arkansas' schedule. Arkansas defeated Memphis 91-61 at the Nugget Classic in Reno, Nevada, this past weekend.
- ▶ Arkansas and Tulsa have faced one common opponent in South Dakota. Arkansas defeated South Dakota 70-67 in Fayetteville, while Tulsa fell to South Dakota 71-68 in Tulsa.

SERIES NOTES

- ▶ Arkansas is 19-3 all-time against Tulsa
- ▶ The Razorbacks are 9-2 in Fayetteville, 10-1 in Tulsa and 0-0 on a neutral court
- ▶ Arkansas dropped the most recent meeting and is 4-1 in the last five games

	ARK	TUL
Scoring	473	401
PPG	78.8	66.8
Margin	+21.8	-5.5
Field Goals	174	151
Attempted	357	358
Pct	.487	.422
3-Point FG	38	48
Attempted	95	129
3PTPG	6.3	8.0
Pct.	.400	.372
Free Throws	87	51
Attempted	126	71
FTPG	14.5	8.5
Pct.	.690	.718
Rebounds	246	181
RPG	41.0	30.2
Margin	+13.3	-12.2
Assists	101	82
APG	16.8	13.7
Turnovers	82	83
TPG	13.7	13.8
TO Margin	+2.8	+1.7
Steals	52	35
SPG	8.7	5.8
Blocks	17	11
BPG	2.8	1.8

ARKANSAS AND THE SEC

- ▶ Arkansas is one of five remaining undefeated teams in the SEC and one of 29 remaining undefeated teams in NCAA Division I
- ▶ Arkansas ranks second in the SEC and 11th in the nation in field-goal percentage (48.7 percent)
- ▶ Arkansas ranks second in the SEC and 20th in the nation in 3-point field-goal percentage (40.0 percent)
- ▶ Arkansas ranks fourth in the SEC and 15th in the nation in rebounding margin (+13.3 rebounds/game)
- ▶ Jessica Jackson ranks 12th in the SEC in scoring (15.8 points per game)
- ▶ Arkansas ranks third in the SEC in scoring margin (+21.8), second in rebounding defense (27.7) and offensive rebounding percentage (.447), fourth in rebounding margin (+13.3) and assists (16.8), and third in assists/turnover ratio (1.2)

ARKANSAS RECORD WHEN ...

.....'16-'17	Dykes
Scoring First.....	4-0 NA
Leading at Halftime.....	5-0 29-8
Tied at Halftime.....	0-0 2-0
Trailing at Halftime	1-0 5-24
Shoots 45% or better.....	4-0 12-0
Shoots less than 45%.....	2-0 24-32
Outrebounds opponent.....	5-0 28-7
Ties opponent rebounds.....	0-0 2-3
Outrebounded by opponent	1-0 5-22
Fewer Turnovers.....	3-0 19-16
Same number of turnovers.....	0-0 4-4
More TOs than opponent	3-0 13-12
Overall.....	6-0 36-32
Home	4-0 23-10
Road.....	0-0 7-17
Neutral	2-0 6-5
Non-conference.....	6-0 24-13
Non-conference home.....	4-0 13-4
Non-conference away.....	TBA 4-4
Non-conference neutral.....	2-0 6-5
In November	6-0 14-4
In December	x 7-6
In January.....	x 6-11
In February.....	x 7-7
In March.....	x 2-4
On Monday	1-0 5-1
On Tuesday	x x
On Wednesday.....	x 2-2
On Thursday	1-0 9-10
On Friday	2-0 6-3
On Saturday.....	1-0 2-1
On Sunday	1-0 12-15

2016-17 Margin of Victory/Defeat

	1	2	3	4	5	6	7	8	9	10	11-15	16-19	20+
Wins	-	-	2	-	-	-	-	-	-	-	-	1	3
Losses	-	-	-	-	-	-	-	-	-	-	-	-	0

Most First Period Points

2016-17	25	SHSU (11-11-16)
All-Time	27	SELA (11-13-15)
Opponent	25	SDSU (11-18-15)

Most Third Period Points

2016-17	34	ULM (11-13-16)
All-Time	34	ULM (11-13-16)
Opponent	29	at #2 S. Carolina (1-3-16)

Fewest First Period Points

2016-17	20	Stetson (11-21-16)
All-Time	3	#5/6 Texas (12-20-15)
Opponent	6	SHSU (11-11-16)

Fewest Third Period Points

2016-17	13	Stetson (11-21-16)
All-Time	7	at #2 SC (1-3-16)
Opponent	4	LSU (1-21-16)

Most Second Period Points

2016-17	25	Stetson (11-21-16)
All-Time	25	Stetson (11-21-16)
Opponent	35	at #2 S. Carolina (1-3-16)

Most Fourth Period Points

2016-17	23	Memphis (11-25-16)
All-Time	32	Tulsa (11-23-15)
Opponent	27	Georgia (2-25-16)

Fewest Second Period Points

2016-17	9	SHSU (11-11-16)
All-Time	6*	No. 13 Tenn. (1-14-16)
Opponent	5	#5/6 Texas (12-20-15)

Fewest Fourth Period Points

2016-17	14	Navy (11-26-16)
All-Time	5	#7 Ore. St. (11-28-15)
Opponent	10	#24 Missouri (1-17-16)*

Most First Half Points

2016-17	46	Memphis (11-25-16)
All-Time	65	Tenn State (11-27-88)
Opponent	63	Texas (1-9-89)

Largest Margin of Victory

2016-17	46	ULM (11-13-16)
All-Time	79	(108-29) B Wesleyan (2-18-77)
Opponent	54	(28-82) La Tech (11-30-78)

Fewest First Half Points

2016-17	27	South Dakota (11-17-16)
All-Time	11	at Missouri (3-15)*
Opponent	8	Montana State (1-5-03)

*Most Recent

Jump Balls Won

Arkansas	5
Opponent	1

1H Double Figures

Jackson	2
Monk	1
Cooley	1

10+ Rebounds

Cooley	1
--------	---

Scored First Points

Jackson	3
Zimmerman	2
Mason	1

Rebounding Leader

Jackson	3
Cooley	4
Swenson	1
Zimmerman	1

5+ Assists

Mason	2
Monk	2

First Off The Bench

Danberry	3
Freeman	2
Aailyah Wilson	1
Swenson	1
Cosper	1

10+ Points

Jackson	6
Cooley	4
Monk	4
Freeman	3

Double-Doubles

Cooley	1
--------	---

Charges Drawn

Monk	2
Jackson	1
Swenson	1
Wilson	1

Points Leader

Jackson	5
Cooley	1
Swenson	1
Monk	1

Forced 10-Second

Mason	2
Swenson	3
Danberry	1
Wilson	1

Violations

Violations	1
------------	---

Forced Opponent

Shot Clock Violations	6
-----------------------	---

3-Point Leader

Jackson	4
Swenson	2
Zimmerman	1

15+ Points

Jackson	3
Monk	1

20+ Points

Mason	1
Wilson	1

20+ Points

Jackson	1
---------	---



@RazorbackWBB STATISTICS
 ARKANSAS Combined Team Statistics (as of Nov 26, 2016)
All games

RECORD:	OVERALL	HOME	AWAY	NEUTRAL
ALL GAMES	6-0	4-0	0-0	2-0
CONFERENCE	0-0	0-0	0-0	0-0
NON-CONFERENCE	6-0	4-0	0-0	2-0

#	Player	gp-gs	min	avg	Total		3-Point		F-Throw		Rebounds				pf	dq	a	to	blk	stl	pts	avg
					fg-fga	fg%	3fg-fga	3fg%	ft-fa	ft%	off	def	tot	avg								
00	JACKSON, Jessica	6-6	166	27.7	34-83	.410	11-27	.407	16-30	.533	16	20	36	6.0	12	0	11	12	3	3	95	15.8
03	MONK, Malica	6-6	165	27.5	25-39	.641	0-2	.000	18-20	.900	6	9	15	2.5	14	1	22	12	1	14	68	11.3
12	FREEMAN, Briunna	4-0	69	17.3	16-22	.727	0-0	.000	9-12	.750	6	6	12	3.0	8	0	1	5	1	8	41	10.3
35	COOLEY, Alecia	6-6	143	23.8	19-34	.559	0-0	.000	20-28	.714	13	28	41	6.8	8	0	9	15	6	3	58	9.7
04	SWENSON, Keiryn	6-0	138	23.0	22-40	.550	8-14	.571	4-6	.667	10	14	24	4.0	7	0	3	3	3	4	56	9.3
14	MASON, Jaily	6-6	168	28.0	20-44	.455	6-10	.600	2-3	.667	2	19	21	3.5	14	0	18	7	0	4	48	8.0
02	WILSON, Aaliyah	3-0	50	16.7	6-17	.353	4-8	.500	2-2	1.000	4	6	10	3.3	3	0	10	7	1	2	18	6.0
24	DANBERRY, Jordan	6-0	72	12.0	8-19	.421	2-3	.667	10-13	.769	10	13	23	3.8	10	0	4	12	0	2	28	4.7
22	ZIMMERMAN, Bailey	6-6	124	20.7	9-26	.346	6-19	.316	3-6	.500	7	23	30	5.0	9	0	12	6	0	5	27	4.5
10	WILLIAMS, Kiara	4-0	27	6.8	7-11	.636	0-0	.000	1-4	.250	4	8	12	3.0	6	0	0	1	0	1	15	3.8
21	COSPER, Devin	5-0	65	13.0	7-19	.368	0-9	.000	2-2	1.000	0	7	7	1.4	4	0	11	1	1	6	16	3.2
20	STOUT, Sydney	3-0	13	4.3	1-3	.333	1-3	.333	0-0	.000	0	1	1	0.3	3	0	0	0	1	0	3	1.0
Team											10	4	14							1		
Total.....		6	1200		174-357	.487	38-95	.400	87-126	.690	88	158	246	41.0	98	1	101	82	17	52	473	78.8
Opponents.....		6	1200		124-338	.367	29-109	.266	65-89	.730	57	109	166	27.7	109	2	60	99	12	44	342	57.0

TEAM STATISTICS	AR	OPP	Date	Opponent	Score	Att.
SCORING	473	342	11/11/16	SAM HOUSTON STATE	w 71-39	4330
Points per game	78.8	57.0	11/13/16	LA-MONROE	w 92-46	3156
Scoring margin	+21.8	-	11/17/16	SOUTH DAKOTA	w 70-67	1054
FIELD GOALS-ATT	174-357	124-338	11/21/16	STETSON	w 79-62	1179
Field goal pct	.487	.367	11/25/16	vs Memphis	w 91-61	1662
3 POINT FG-ATT	38-95	29-109	11/26/16	vs NAVY	w 70-67	838
3-point FG pct	.400	.266	* - Conference game			
3-pt FG made per game	6.3	4.8				
FREE THROWS-ATT	87-126	65-89				
Free throw pct	.690	.730				
F-Throws made per game	14.5	10.8				
REBOUNDS	246	166				
Rebounds per game	41.0	27.7				
Rebounding margin	+13.3	-				
ASSISTS	101	60				
Assists per game	16.8	10.0				
TURNOVERS	82	99				
Turnovers per game	13.7	16.5				
Turnover margin	+2.8	-				
Assist/turnover ratio	1.2	0.6				
STEALS	52	44				
Steals per game	8.7	7.3				
BLOCKS	17	12				
Blocks per game	2.8	2.0				
ATTENDANCE	9719	2500				
Home games-Avg/Game	4-2430	0-0				
Neutral site-Avg/Game	-	2-1250				

Score by Periods	1st	2nd	3rd	4th	Totals
ARKANSAS	128	108	120	117	473
Opponents	68	78	87	109	342



@RazorbackWBB STATISTICS
 ARKANSAS Combined Team Statistics (as of Mar 04, 2016)
Conference games



RECORD:	OVERALL	HOME	AWAY	NEUTRAL
ALL GAMES	7-9	6-2	1-7	0-0
CONFERENCE	7-9	6-2	1-7	0-0
NON-CONFERENCE	0-0	0-0	0-0	0-0

#	Player	gp-gs	min	avg	Total		3-Point		F-Throw		Rebounds					pts	avg					
					fg-fga	fg%	3fg-fga	3fg%	ft-fa	ft%	off	def	tot	avg	pf			dq	a	to	blk	stl
00	JACKSON, Jessica	16-16	522	32.6	88-214	.411	24-78	.308	56-76	.737	20	65	85	5.3	52	3	15	40	15	12	256	16.0
21	COSPER, Devin	16-15	446	27.9	55-166	.331	15-54	.278	22-36	.611	4	45	49	3.1	27	0	24	44	0	20	147	9.2
24	DANBERRY, Jordan	16-4	308	19.3	42-116	.362	1-12	.083	27-45	.600	14	28	42	2.6	38	1	43	40	1	14	112	7.0
15	BROOKS, Kelsey	15-10	377	25.1	29-81	.358	17-47	.362	26-36	.722	7	27	34	2.3	29	0	32	27	1	14	101	6.7
33	WOLFF, Melissa	16-16	507	31.7	37-101	.366	0-2	.000	21-32	.656	41	72	113	7.1	42	0	20	35	7	15	95	5.9
35	COOLEY, Alecia	16-16	391	24.4	32-78	.410	0-0	.000	29-37	.784	29	46	75	4.7	30	1	9	17	5	7	93	5.8
03	MONK, Malica	13-2	217	16.7	24-67	.358	1-5	.200	1-2	.500	2	11	13	1.0	32	1	18	26	1	8	50	3.8
04	SWENSON, Keiryn	15-0	187	12.5	14-46	.304	2-12	.167	3-6	.500	20	13	33	2.2	8	0	3	6	2	0	33	2.2
32	WEST, Khadijah	15-0	148	9.9	10-27	.370	0-0	.000	1-5	.200	13	21	34	2.3	29	1	3	11	5	8	21	1.4
12	FREEMAN, Briunna	16-1	120	7.5	7-24	.292	0-0	.000	0-2	.000	11	8	19	1.2	22	0	4	15	1	5	14	0.9
25	SMITH, Tatiyana	2-0	4	2.0	0-0	.000	0-0	.000	0-0	.000	0	0	0	0.0	0	0	0	0	0	0	0	0.0
22	ZIMMERMAN, Bailey	6-0	23	3.8	0-5	.000	0-3	.000	0-2	.000	2	1	3	0.5	1	0	0	3	0	1	0	0.0
Team											31	40	71				5					
Total.....		16	3250		338-925	.365	60-213	.282	186-279	.667	194	377	571	35.7	310	7	171	269	38	104	922	57.6
Opponents.....		16	3251		385-952	.404	84-275	.305	199-275	.724	208	420	628	39.2	283	9	233	263	68	135	1053	65.8

TEAM STATISTICS	AR	OPP	Date	Opponent	Score	Att.	
SCORING	922	1053	* 01/03/16	at #2/2 South Carolina	L	32-85	13407
Points per game	57.6	65.8	* 01/07/16	#13/10 TEXAS A&M	w	67-61	1494
Scoring margin	-8.2	-	* 01/10/16	at #5/6 Mississippi State	L	55-80	5712
FIELD GOALS-ATT	338-925	385-952	* 01/14/16	#13/15 TENNESSEE	w	64-59	1644
Field goal pct	.365	.404	* 01/17/16	#24 MISSOURI	w	64-52	4160
3 POINT FG-ATT	60-213	84-275	* 01/21/16	at LSU	w	48-44	2084
3-point FG pct	.282	.305	* 01/24/16	at Auburn	Lot	60-71	2807
3-pt FG made per game	3.8	5.3	* 01/28/16	FLORIDA	Lot	66-71	1576
FREE THROWS-ATT	186-279	199-275	* 01/31/16	NO. 13 MISS STATE	L	55-65	5273
Free throw pct	.667	.724	* 02/04/16	at No. 23 Tennessee	L	57-75	9414
F-Throws made per game	11.6	12.4	* 02/08/16	VANDERBILT	w	57-56	1946
REBOUNDS	571	628	* 02/14/16	at Missouri	L	48-69	4766
Rebounds per game	35.7	39.2	* 02/18/16	ALABAMA	w	69-67	1591
Rebounding margin	-3.6	-	* 02/21/16	at #16/16 KENTUCKY	L	63-77	7589
ASSISTS	171	233	* 02/25/16	at Georgia	L	57-72	3131
Assists per game	10.7	14.6	* 02/28/16	OLE MISS	w	60-49	3132
TURNOVERS	269	263					
Turnovers per game	16.8	16.4					
Turnover margin	-0.4	-					
Assist/turnover ratio	0.6	0.9					
STEALS	104	135					
Steals per game	6.5	8.4					
BLOCKS	38	68					
Blocks per game	2.4	4.3					
ATTENDANCE	20816	48910					
Home games-Avg/Game	8-2602	8-6114					
Neutral site-Avg/Game	-	0-0					

! = San Juan Shootout (San Juan, Puerto Rico)
 \$ = Big 12/SEC Challenge
 * = Conference game

Score by Periods	1st	2nd	3rd	4th	OT	Totals
ARKANSAS	206	200	252	253	11	922
Opponents	247	243	246	290	27	1053



JIMMY DYKES

HEAD COACH

The most successful basketball programs all have a few key elements in common.

PASSION

They are passionate about the game. The coaches are passionate about their team, the players are passionate about the opportunity to represent their university and the fans are passionate about supporting the program.

EXCITEMENT

All successful programs are filled with excitement. They are exciting to watch and to be a part of.

COMMITMENT

It takes a lot of people to make a program successful and they all have to be committed to the effort. It starts with the coaches and staff and extends to the players but the best programs in the country take it further. Everyone who impacts the program, from professors, athletic trainers, academic coordinators, administrators and fans, all have to be willing to work toward the same goal of excellence in all areas.

PERFORMANCE

Finally, successful teams have to perform at a high level every day. Whether in the classroom, in the community or on the court, doing things the right way is vital to the program's success.

The University of Arkansas made a move March 30, 2014, when they welcomed Jimmy Dykes as the eighth head coach of the Razorback women's basketball team.

QUICK HITS

- Jimmy Dykes is the eighth head coach in Razorback Women's Basketball History
- Three-year University of Arkansas basketball letterman
- Jimmy Dykes attended high school at Estes Park (Colo.) and Fayetteville HS
- Jimmy Dykes earned his bachelor's degree in speech education at Arkansas in 1985
- Graduated with honors from the University of Arkansas with a 3.54 GPA
- Served under legendary coach Eddie Sutton as an assistant at Arkansas, Kentucky and Oklahoma State

THE 411 CHRONOLOGY

Head Coach	Years	Record
University of Arkansas	2014-15	18-14, 6-10, NCAA 2nd Round
	2015-16	12-18, 7-9
	2016-17	6-0
TOTAL	2+ seasons	36-32, 13-19 SEC

Assistant Coach	Years	Worked With
University of Arkansas	1984-1985	Eddie Sutton
Sacramento State	1985-86	Bill Brown
Appalachian State University	1986-87	Tom Apke
University of Kentucky	1987-89	Eddie Sutton
University of Arkansas-Little Rock	1989-90	Mike Newell
Oklahoma State University	1990-91	Eddie Sutton

NATIONAL BASKETBALL ASSOCIATION

1991-1993 | College Scout | Seattle Supersonics

HIGH SCHOOL

1994-1998; 2003-2004 | Athletic Director | Shiloh Christian

ESPN/ABC SPORTS | 1995-2014

- Game and studio college men's and women's basketball analyst
- Game analyst for NCAA Women's Basketball Tournament
- Coverage of the WNBA playoffs
- College football sideline reporter

PERSONAL

- Born: May 3, 1961
- Bachelor's Degree: Arkansas, 1985 in Speech Education
- Family: Wife: Tiffany (Beasley); married in 2002, daughter Kennedy
- Tiffany - an Arkansas graduate, 2003
- Hometown: Tulsa, Oklahoma
- High school at Estes Park HS (Colo.), Fayetteville HS
- Multi-sport athlete

BY THE NUMBERS

- 36** Career Wins
- 20** SEC Career Wins
- 13** 2015-16 recruiting class rank
- 5** Newcomers for 2016-17
- 1** NCAA Tourney appearance
- 1** NCAA Tournament wins

DYKES VS. CONFERENCES

- Total: 36-32
- SEC: 14-22 (includes SEC Tournament)
- American: 2-0
- Atlantic Sun: 1-0
- Atlantic-10: 1-0
- Big East: 0-1
- Big 10: 2-2
- Big 12: 1-2
- Conference USA: 1-0
- Mid-Eastern Athletic: 1-0
- MVC: 1-1
- Pac-12: 0-1
- Patriot League: 1-0
- Southland: 6-0/1-0
- SWAC: 2-0
- Summit League: 2-2
- Sun Belt: 1-1



00

16-17 HIGHS

Points	20 vs. SHSU, 11-11-16
FGM	7 vs. Stetson, 11-21-16
FGA	16 vs. Stetson, 11-21-16
3PM	3 vs. ULM, 11-13-16*
3PA	vs. Stetson, 11-21-16*
FTM	5 vs. SHSU, 11-11-16
FTA	7 vs. SHSU, 11-11-16
OREB	3 vs. Stetson, 11-21-16*
DREB	5 vs. SHSU, 11-11-16
REB	8 vs. SHSU, 11-11-16
AST	4 vs. SHSU, 11-11-16
BLK	1 vs. Memphis, 11-25-16*
STL	2 vs. ULM, 11-13-16
MIN	35 vs. Stetson, 11-21-16

CAREER HIGHS

Points	31, vs. Ole Miss, 1-19-14*
FGM	11, vs. Ole Miss, 1-19-14*
FGA	25, #13/15 Ky, 2-26-15
3PM	5, #13/15 Ky, 2-26-15*
3PA	11, #13/15 Ky, 2-26-15
FTM	9, at Missouri, 1-5-14
FTA	10, Tulsa, 12-14-14*
OREB	5, SHSU, 11-15-15*
DREB	10, vs. Auburn, 2-2-14
	10, vs. Florida, 1-28-16 OT
REB	13, SHSU, 11-15-15
AST	4, at Mo St, 12-10-14*
	4, vs. Florida, 1-28-16 OT
BLK	5, Tulsa, 12-14-14*
STL	3, vs. Alabama, 1-18-16*
MIN	39, at LSU, 1-21-16*

*Most Recent

MISCELLANEOUS

	2016-17	Career
10+ Pts	6	82
15+ Pts	3	61
20+ Pts	1	22
30+ Pts	-	1
10+ Rebs	-	13
15+ Rebs	-	-
2BL-2BL	-	13
5+ Ast	-	--
Led AR in Pts	5	45
Led AR in Reb	1	27
GP/GS	6/6	97/92

HONORS

- Preseason All-SEC First-Team, '16
- MVP Nugget Classic
- All-SEC Second-Team, '14, '15
- **All-SEC First-Team, '16**
- All-SEC Freshman Team, 2014
- AP All-SEC Hon. Mention, 2014
- AP All-SEC Second-Team, 2015
- SEC First-Year Academic HR, 2014
- CSM.com POW, Jan. 18, 2016

NOTES

- Just fourth player in program history named to **First-Team All-SEC** in 2016
- Named to coaches **preseason All-SEC First-Team** in 2016-17
- Six games in double figure scoring as a senior
- Scored in double figures in the first quarter against Stetson and Memphis
- Nugget Classic MVP in Reno



JESSICA JACKSON

F | SR | 6-3 | JACKSONVILLE, ARK.

16-17 GAME BY GAME

Opponent	Date	gs	min	Total		3-Pointers		Free throws		Rebounds				pf	a	t/o	blk	stl	pts	avg	
				fg-fga	pct	3fg-fga	pct	ft-fa	pct	off	def	tot	avg								
SAM HOUSTON STATE	11/11/16	*	27	6-14	.429	3-4	.750	5-7	.714	3	5	8	8.0	3	4	0	1	0	20	20.0	
LA-MONROE	11/13/16	*	23	5-14	.357	3-5	.600	0-0	.000	2	4	6	7.0	2	0	2	0	2	13	16.5	
SOUTH DAKOTA	11/17/16	*	30	5-15	.333	2-7	.286	2-11	.182	3	4	7	7.0	0	2	4	0	1	14	15.7	
STETSON	11/21/16	*	35	7-16	.438	2-5	.400	3-4	.750	3	4	7	7.0	3	2	0	1	0	19	16.5	
vs Memphis	11/25/16	*	23	5-9	.556	0-2	.000	2-2	1.000	3	3	6	6.8	2	1	2	1	0	12	15.6	
vs NAVY	11/26/16	*	28	6-15	.400	1-4	.250	4-6	.667	2	0	2	6.0	2	2	4	0	0	17	15.8	
Totals			6	166	34-83	.410	11-27	.407	16-30	.533	16	20	36	6.0	12	11	12	3	3	95	15.8

Games played: 6
 Minutes/game: 27.7
 Points/game: 15.8
 FG Pct: 41.0
 3FG Pct: 40.7
 FT Pct: 53.3

Rebounds/game: 6.0
 Assists/game: 1.8
 Turnovers/game: 2.0
 Assist/turnover ratio: 0.9
 Steals/game: 0.5
 Blocks/game: 0.5

JACKSON'S CAREER STATISTICS

Season	gp-gs	min/avg	Total		3-Point		F-Throws		Rebounds				Scoring							
			fg-fga	pct	fg-fga	pct	ft-fa	pct	off	def	tot	avg	pf	fo	ast	to	blk	stl	pts	avg
2013-14	30-30	903/30.1	163-385	.423	48-125	.384	111-138	.804	45	136	181	6.0	70	0	40	51	45	24	485	16.2
2014-15	32-29	1032/32.2	161-431	.374	56-163	.344	99-126	.786	61	139	200	6.3	86	2	30	96	33	27	477	14.9
2015-16	29-27	920/31.7	170-418	.407	48-150	.320	89-121	.736	51	132	183	6.3	76	3	30	70	33	15	477	16.4
2016-17	6-6	166/27.7	34-83	.410	11-27	.407	16-30	.533	16	20	36	6.0	12	0	11	12	3	3	95	15.8
TOTAL	97-92	3021/31.1	528-1317	.401	163-465	.351	315-415	.759	173	427	600	6.2	244	5	111	229	114	69	1534	15.8

2

NOTES

- Second-ever McDonald's All-American to join team out of HS
- Missed start of season with illness
- First career game with double figure scoring with 10 points against Memphis



AALIYAH WILSON
F | FR | 5-10 | MUSKOGEE, OKLA.

16-17 HIGHS

Points	10 vs. Memphis, 11-25-16
FGM	4 vs. Memphis, 11-25-16
FGA	9 vs. Memphis, 11-25-16
3PM	2 vs. Memphis, 11-25-16
3PA	4 vs. Memphis, 11-25-16
FTM	2 vs. Navy, 11-26-16
FTA	2 vs. Navy, 11-26-16
OREB	2 vs. Navy, 11-26-16
DREB	2 vs. Navy, 11-26-16*
REB	4 vs. Navy, 11-26-16
AST	4 vs. Navy, 11-26-16*
BLK	1 vs. Navy, 11-26-16
STL	2 vs. Navy, 11-26-15
MIN	23 vs. Navy, 11-26-15

*Most Recent

CAREER HIGHS

Points	10 vs. Memphis, 11-25-16
FGM	4 vs. Memphis, 11-25-16
FGA	9 vs. Memphis, 11-25-16
3PM	2 vs. Memphis, 11-25-16
3PA	4 vs. Memphis, 11-25-16
FTM	2 vs. Navy, 11-26-16
FTA	2 vs. Navy, 11-26-16
OREB	2 vs. Navy, 11-26-16
DREB	2 vs. Navy, 11-26-16*
REB	4 vs. Navy, 11-26-16
AST	4 vs. Navy, 11-26-16*
BLK	1 vs. Navy, 11-26-16
STL	2 vs. Navy, 11-26-15
MIN	23 vs. Navy, 11-26-15

*Most Recent

MISCELLANEOUS

	2016-17	Career
10+ Pts	1	1
15+ Pts	-	-
20+ Pts	-	-
10+ Rebs	-	-
15+ Rebs	-	-
Double-Double	-	-
5+ Ast	-	-
Led AR in Pts	-	-
Led AR in Reb	-	-
GP/GS	3/-	3/-

HONORS

- TBA

16-17 GAME BY GAME

Opponent	Date	gs	min	Total		3-Pointers		Free throws		Rebounds				pf	a	t/o	blk	stl	pts	avg
				fg-fga	pct	3fg-fga	pct	ft-fa	pct	off	def	tot	avg							
SAM HOUSTON STATE	11/11/16		dnp	-	-	-	-	-	-	-	-	-	-	-	-	-	-	-	-	-
LA-MONROE	11/13/16		dnp	-	-	-	-	-	-	-	-	-	-	-	-	-	-	-	-	-
SOUTH DAKOTA	11/17/16		dnp	-	-	-	-	-	-	-	-	-	-	-	-	-	-	-	-	-
STETSON	11/21/16	7	1-4	.250	1-1	1.000	0-0	.000	1	2	3	3.0	0	2	0	0	0	3	3.0	
vs Memphis	11/25/16	20	4-9	.444	2-4	.500	0-0	.000	1	2	3	3.0	3	4	3	0	0	10	6.5	
vs NAVY	11/26/16	23	1-4	.250	1-3	.333	2-2	1.000	2	2	4	3.3	0	4	4	1	2	5	6.0	
Totals		0	50	6-17	.353	4-8	.500	2-2	1.000	4	6	10	3.3	3	10	7	1	2	18	6.0

Games played: 3
Minutes/game: 16.7
Points/game: 6.0
FG Pct: 35.3
3FG Pct: 50.0
FT Pct: 100.0

Rebounds/game: 3.3
Assists/game: 3.3
Turnovers/game: 2.3
Assist/turnover ratio: 1.4
Steals/game: 0.7
Blocks/game: 0.3

WILSON'S CAREER STATISTICS

Season	gp-gs	min/avg	Total		3-Point		F-Throws		Rebounds				Scoring							
			fg-fga	pct	fg-fga	pct	ft-fa	pct	off	def	tot	avg	pf	fo	ast	to	blk	stl	pts	avg
2016-17	3-0	50/16.7	6-17	.353	4-8	.500	2-2	1.000	4	6	10	3.3	3	0	10	7	1	2	18	6.0
TOTAL	3-0	50/16.7	6-17	.353	4-8	.500	2-2	1.000	4	6	10	3.3	3	0	10	7	1	2	18	6.0

3

NOTES

- Opened 2016-17 as a starter
- Four games with 25+ minutes played
- Scored 12 points in season opener vs. SHSU
- Posted a career-best with 18 points against Stetson
- Four games with double digit scoring
- Two games with five or more assists



MALICA MONK

G | SO | 5-5 | N. LITTLE ROCK, ARK.

16-17 HIGHS

Points	18 vs. Stetson, 11-21-16
FGM	6 vs. Stetson, 11-21-16
FGA	10 vs. Stetson, 11-21-16
3PM	0
3PA	1 vs. Memphis, 11-25-16*
FTM	6 vs. Stetson, 11-21-16
FTA	6 vs. Stetson, 11-21-16*
OREB	3 vs. ULM, 11-13-16
DREB	3 vs. Stetson, 11-21-16
REB	5 vs. ULM, 11-13-16
AST	7 vs. Memphis, 11-25-16
BLK	1 vs. ULM, 11-13-16
STL	4 vs. Memphis, 11-25-16
MIN	36 vs. Stetson, 11-21-16

CAREER HIGHS

Points	18 vs. Stetson, 11-21-16
FGM	6 vs. Stetson, 11-21-16
FGA	10 vs. Stetson, 11-21-16
3PM	0
3PA	1 vs. Memphis, 11-25-16*
FTM	6 vs. Stetson, 11-21-16
FTA	6 vs. Stetson, 11-21-16*
OREB	3 vs. ULM, 11-13-16
DREB	3 vs. Stetson, 11-21-16
REB	5 vs. ULM, 11-13-16
AST	7 vs. Memphis, 11-25-16
BLK	1 vs. ULM, 11-13-16
STL	4 vs. Memphis, 11-25-16
MIN	36 vs. Stetson, 11-21-16

*Most Recent

16-17 GAME BY GAME

Opponent	Date	gs	min	Total		3-Pointers		Free throws		Rebounds				pf	a	t/o	blk	stl	pts	avg	
				fg-fga	pct	3fg-fga	pct	ft-fa	pct	off	def	tot	avg								
SAM HOUSTON STATE	11/11/16	*	27	5-7	.714	0-0	.000	2-2	1.000	0	2	2	2.0	2	3	1	0	2	12	12.0	
LA-MONROE	11/13/16	*	25	2-3	.667	0-0	.000	5-6	.833	3	2	5	3.5	1	2	1	1	3	9	10.5	
SOUTH DAKOTA	11/17/16	*	34	5-10	.500	0-0	.000	2-2	1.000	1	1	2	3.0	3	4	2	0	4	12	11.0	
STETSON	11/21/16	*	36	6-10	.600	0-1	.000	6-6	1.000	0	3	3	3.0	2	5	4	0	1	18	12.8	
vs Memphis	11/25/16	*	21	5-7	.714	0-1	.000	3-4	.750	2	1	3	3.0	1	7	2	0	4	13	12.8	
vs NAVY	11/26/16	*	22	2-2	1.000	0-0	.000	0-0	.000	0	0	0	2.5	5	1	2	0	4	11.3		
Totals			6	165	25-39	.641	0-2	.000	18-20	.900	6	9	15	2.5	14	22	12	1	14	68	11.3

Games played: 6
 Minutes/game: 27.5
 Points/game: 11.3
 FG Pct: 64.1
 3FG Pct: 0.0
 FT Pct: 90.0

Rebounds/game: 2.5
 Assists/game: 3.7
 Turnovers/game: 2.0
 Assist/turnover ratio: 1.8
 Steals/game: 2.3
 Blocks/game: 0.2

MISCELLANEOUS

	2016-17	Career
10+ Pts	4	6
15+ Pts	1	2
20+ Pts	-	-
10+ Rebs	-	-
15+ Rebs	-	-
Double-Double	-	-
5+ Ast	2	4
Led AR in Pts	1	1
Led AR in Reb	-	-
GP/GS	6/6	33/11

HONORS

- TBA


MONK'S CAREER STATISTICS

Season	gp-gs	min/avg	Total		3-Point		F-Throws		Rebounds				Scoring							
			fg-fga	pct	fg-fga	pct	ft-fa	pct	off	def	tot	avg	pf	fo	ast	to	blk	stl	pts	avg
2015-16	27-5	461/17.1	48-136	.353	2-10	.200	12-19	.632	6	23	29	1.1	60	2	47	44	5	23	110	4.1
2016-17	6-6	165/27.5	25-39	.641	0-2	.000	18-20	.900	6	9	15	2.5	14	1	22	12	1	14	68	11.3
TOTAL	33-11	626/19.0	73-175	.417	2-12	.167	30-39	.769	12	32	44	1.3	74	3	69	56	6	37	178	5.4

4

NOTES

- Career-best 13 points against ULM
- Bettered that with career-best 16 points in win over Navy
- Five games with 20+ minutes this year
- Tied career-best with six rebounds versus ULM and again versus South Dakota
- Three double figure scoring games



KEIRYN SWENSON
F | SO | 6-1 | WICHITA, KAN.

16-17 HIGHS

Points	16 vs. Navy, 11-26-16
FGM	7 vs. Navy, 11-26-16
FGA	12 vs. Navy, 11-26-16
3PM	2 vs. Navy, 11-26-16*
3PA	3 vs. Navy, 11-26-16*
FTM	1 vs. Memphis, 11-25-16*
FTA	2 vs. Stetson, 11-21-16
OREB	5 vs. South Dakota, 11-17-16
DREB	5 vs. Sam Houston St, 11-11-16
REB	6 vs. South Dakota, 11-17-16*
AST	1 vs. Memphis, 11-25-16*
BLK	1 vs. Navy, 11-26-16*
STL	1 vs. Navy, 11-26-16*
MIN	34 vs. Navy, 11-26-16

CAREER HIGHS

Points	16 vs. Navy, 11-26-16
FGM	7 vs. Navy, 11-26-16
FGA	12 vs. Navy, 11-26-16
3PM	2 vs. Navy, 11-26-16*
3PA	3 vs. Navy, 11-26-16*
FTM	3, SHSU, 11-15-15
FTA	4, SHSU, 11-15-15
OREB	5 vs. South Dakota, 11-17-16*
DREB	6, New Orleans, 12-30-15
REB	6 vs. ULM, 11-13-16
AST	2, SELA, 11-13-15
BLK	1 vs. Navy, 11-26-16*
STL	2, New Orleans, 12-30-15*
MIN	34 vs. Navy, 11-26-16

*Most Recent

16-17 GAME BY GAME

Opponent	Date	gs	min	Total		3-Pointers		Free throws		Rebounds				pf	a	t/o	blk	stl	pts	avg	
				fg-fga	pct	3fg-fga	pct	ft-fga	pct	off	def	tot	avg								
SAM HOUSTON STATE	11/11/16		23	2-6	.333	1-3	.333	0-0	.000	0	5	5	5.0	3	1	2	0	1	5	5.0	
LA-MONROE	11/13/16		23	5-7	.714	2-3	.667	1-1	1.000	2	4	6	5.5	0	1	0	1	1	13	9.0	
SOUTH DAKOTA	11/17/16		18	1-3	.333	0-1	.000	1-2	.500	5	1	6	5.7	0	0	0	1	0	3	7.0	
STETSON	11/21/16		20	3-5	.600	2-2	1.000	1-2	.500	1	1	2	4.8	2	0	1	0	1	9	7.5	
vs Memphis	11/25/16		20	4-7	.571	1-2	.500	1-1	1.000	1	1	2	4.2	1	1	0	0	0	10	8.0	
vs NAVY	11/26/16		34	7-12	.583	2-3	.667	0-0	.000	1	2	3	4.0	1	0	0	1	1	16	9.3	
Totals			0	138	22-40	.550	8-14	.571	4-6	.667	10	14	24	4.0	7	3	3	3	4	56	9.3

Games played: 6
Minutes/game: 23.0
Points/game: 9.3
FG Pct: 55.0
3FG Pct: 57.1
FT Pct: 66.7

Rebounds/game: 4.0
Assists/game: 0.5
Turnovers/game: 0.5
Assist/turnover ratio: 1.0
Steals/game: 0.7
Blocks/game: 0.5

MISCELLANEOUS

	2016-17	Career
10+ Pts	3	3
15+ Pts	1	1
20+ Pts	-	-
10+ Rebs	-	-
15+ Rebs	-	-
Double-Double	-	-
5+ Ast	-	-
Led AR in Pts	1	1
Led AR in Reb	-	1
GP/GS	6/0	35/1

HONORS

- SEC First-Year Academic Honor Roll ('16)
- Arkansas Academic Champion (4.00 GPA)
(Fall 2015, Spring 2016)

SWENSON'S CAREER STATISTICS

Season	gp-gs	min/avg	Total		3-Point		F-Throws		Rebounds				Scoring							
			fg-fga	pct	fg-fga	pct	ft-fga	pct	off	def	tot	avg	pf	fo	ast	to	blk	stl	pts	avg
2015-16	29-1	373/12.9	27-84	.321	5-21	.238	19-27	.704	34	34	68	2.3	26	0	7	15	4	10	78	2.7
2016-17	6-0	138/23.0	22-40	.550	8-14	.571	4-6	.667	10	14	24	4.0	7	0	3	3	3	4	56	9.3
TOTAL	35-1	511/14.6	49-124	.395	13-35	.371	23-33	.697	44	48	92	2.6	33	0	10	18	7	14	134	3.8

10

NOTES

- Played in four games this year
- Career-best nine points in 14 minutes against ULM



KIARA WILLIAMS
F/C | FR | 6-1 | LITTLE ROCK, ARK.

16-17 HIGHS

Points	9 vs. ULM, 11-13-16
FGM	4 vs. ULM, 11-13-16
FGA	6 vs. ULM, 11-13-16
3PM	0
3PA	0
FTM	1 vs. ULM, 11-13-16
FTA	4 vs. ULM, 11-13-16
OREB	2 vs. Memphis, 11-25-16*
DREB	4 vs. Memphis, 11-25-16
REB	6 vs. Memphis, 11-25-16
AST	0
BLK	0
STL	1 vs. SHSU, 11-11-16
MIN	14 vs. ULM, 11-13-16

CAREER HIGHS

Points	9 vs. ULM, 11-13-16
FGM	4 vs. ULM, 11-13-16
FGA	6 vs. ULM, 11-13-16
3PM	0
3PA	0
FTM	1 vs. ULM, 11-13-16
FTA	4 vs. ULM, 11-13-16
OREB	2 vs. Memphis, 11-25-16*
DREB	4 vs. Memphis, 11-25-16
REB	6 vs. Memphis, 11-25-16
AST	0
BLK	0
STL	1 vs. SHSU, 11-11-16
MIN	14 vs. ULM, 11-13-16

*Most Recent

MISCELLANEOUS

	2016-17	Career
10+ Pts	-	-
15+ Pts	-	-
20+ Pts	-	-
10+ Rebs	-	-
15+ Rebs	-	-
Double-Double	-	-
5+ Ast	-	-
Led AR in Pts	-	-
Led AR in Reb	-	-
GP/GS	4/-	4/-

HONORS

• TBA

16-17 GAME BY GAME

Opponent	Date	gs	min	Total		3-Pointers		Free throws		Rebounds				pf	a	t/o	blk	stl	pts	avg	
				fg-fga	pct	3fg-fga	pct	ft-fta	pct	off	def	tot	avg								
SAM HOUSTON STATE	11/11/16		5	0-1	.000	0-0	.000	0-0	.000	0	1	1	1.0	0	0	1	0	1	0	0.0	
LA-MONROE	11/13/16		14	4-6	.667	0-0	.000	1-4	.250	2	3	5	3.0	4	0	0	0	0	9	4.5	
SOUTH DAKOTA	11/17/16		dnp	-	-	-	-	-	-	-	-	-	-	-	-	-	-	-	-	-	
STETSON	11/21/16		0	0-0	.000	0-0	.000	0-0	.000	0	0	0	2.0	0	0	0	0	0	0	3.0	
vs Memphis	11/25/16		8	3-4	.750	0-0	.000	0-0	.000	2	4	6	3.0	2	0	0	0	0	6	3.8	
vs NAVY	11/26/16		dnp	-	-	-	-	-	-	-	-	-	-	-	-	-	-	-	-	-	
Totals			0	27	7-11	.636	0-0	.000	1-4	.250	4	8	12	3.0	6	0	1	0	1	15	3.8

Games played: 4
Minutes/game: 6.8
Points/game: 3.8
FG Pct: 63.6
FT Pct: 25.0

Rebounds/game: 3.0
Turnovers/game: 0.3
Steals/game: 0.3

WILLIAMS' CAREER STATISTICS

Season	gp-gs	min/avg	Total		3-Point		F-Throws		Rebounds				Scoring							
			fg-fga	pct	fg-fga	pct	ft-fta	pct	off	def	tot	avg	pf	fo	ast	to	blk	stl	pts	avg
2016-17	4-0	27/6.8	7-11	.636	0-0	.000	1-4	.250	4	8	12	3.0	6	0	0	1	0	1	15	3.8
TOTAL	4-0	27/6.8	7-11	.636	0-0	.000	1-4	.250	4	8	12	3.0	6	0	0	1	0	1	15	3.8

12

NOTES

- Scored career-best 12 points in win over ULM
- Second consecutive game in double figures with 10 points against South Dakota
- Bettered career-best with 13 points in 14 minutes against Navy



BRIUNNA FREEMAN
G | SO | 5-9 | PELHAM, GA.

16-17 HIGHS

Points	13 vs. Navy, 11-26-16
FGM	5 vs. Navy, 11-26-16*
FGA	7 vs. ULM, 11-13-16
3PM	0
3PA	0
FTM	3 vs. Navy, 11-26-16
FTA	4 vs. Navy, 11-26-16
OREB	3 vs. ULM, 11-13-16
DREB	3 vs. Navy, 11-26-16
REB	4 vs. Navy, 11-26-16*
AST	1 vs. ULM, 11-13-16
BLK	1 vs. Navy, 11-26-16
STL	5 vs. South Dakota, 11-17-16
MIN	24 vs. ULM, 11-13-16

CAREER HIGHS

Points	13 vs. Navy, 11-26-16
FGM	5 vs. Navy, 11-26-16*
FGA	9, at Butler, 12-13-15
3PM	0
3PA	0
FTM	3 vs. Navy, 11-26-16*
FTA	4 vs. Navy, 11-26-16*
OREB	4, at Butler, 12-13-15
DREB	4, at Butler, 12-13-15
REB	8, at Butler, 12-13-15
AST	2, MVSU, 12-28-15*
BLK	1 vs. Navy, 11-26-16*
STL	5 vs. Navy, 11-26-16
MIN	29, at Butler, 12-13-15

*Most Recent

16-17 GAME BY GAME

Opponent	Date	gs	min	Total		3-Pointers		Free throws		Rebounds				pf	a	t/o	blk	stl	pts	avg	
				fg-fga	pct	3fg-fga	pct	ft-fa	pct	off	def	tot	avg								
SAM HOUSTON STATE	11/11/16		9	2-3	.667	0-0	.000	2-2	1.000	2	1	3	3.0	2	0	0	0	1	6	6.0	
LA-MONROE	11/13/16		22	5-7	.714	0-0	.000	2-2	1.000	3	1	4	3.5	3	1	1	0	1	12	9.0	
SOUTH DAKOTA	11/17/16		24	4-7	.571	0-0	.000	2-4	.500	0	1	1	2.7	2	0	2	0	5	10	9.3	
STETSON	11/21/16		dnp	-	-	-	-	-	-	-	-	-	-	-	-	-	-	-	-	-	
vs Memphis	11/25/16		dnp	-	-	-	-	-	-	-	-	-	-	-	-	-	-	-	-	-	
vs NAVY	11/26/16		14	5-5	1.000	0-0	.000	3-4	.750	1	3	4	3.0	1	0	2	1	1	13	10.3	
Totals			0	69	16-22	.727	0-0	.000	9-12	.750	6	6	12	3.0	8	1	5	1	8	41	10.3

Games played: 4
Minutes/game: 17.3
Points/game: 10.3
FG Pct: 72.7
FT Pct: 75.0

Rebounds/game: 3.0
Assists/game: 0.3
Turnovers/game: 1.3
Assist/turnover ratio: 0.2
Steals/game: 2.0
Blocks/game: 0.3

MISCELLANEOUS

	2016-17	Career
10+ Pts	3	3
15+ Pts	-	-
20+ Pts	-	-
10+ Rebs	-	-
15+ Rebs	-	-
Double-Double	-	-
5+ Ast	-	-
Led AR in Pts	1	1
Led AR in Reb	-	2
GP/GS	4/0	33/3

HONORS

- Arkansas Academic Honor Roll (3.0-3.49 GPA) (Spring 2016)

FREEMAN'S CAREER STATISTICS

Season	gp-gs	min/avg	Total		3-Point		F-Throws		Rebounds				Scoring							
			fg-fga	pct	fg-fga	pct	ft-fa	pct	off	def	tot	avg	pf	fo	ast	to	blk	stl	pts	avg
2015-16	29-3	273/9.4	21-70	.300	0-0	.000	5-15	.333	32	28	60	2.1	46	1	13	21	2	13	47	1.6
2016-17	4-0	69/17.3	16-22	.727	0-0	.000	9-12	.750	6	6	12	3.0	8	0	1	5	1	8	41	10.3
TOTAL	33-3	342/10.4	37-92	.402	0-0	.000	14-27	.519	38	34	72	2.2	54	1	14	26	3	21	88	2.7

14

NOTES

- Member of the SEC Women's Basketball Leadership Council
- Played and started all games as a true freshman
- Scored a career-best 10 points in come-from-behind win over 2016 WNIT Champion South Dakota
- Bettered her career-best with 11 points versus Stetson for back-to-back games in double digits
- SEC Freshman of the Week honors Nov. 29 recording 18 points, nine rebounds and seven assists in two games



JAILYN MASON
PG | FR | 5-9 | MASON, OHIO

16-17 HIGHS

Points	11 vs. Stetson, 11-21-16
FGM	5 vs. Stetson, 11-21-16
FGA	10 vs. Stetson, 11-21-16
3PM	2 vs. S Dakota, 11-17-16
3PA	3 vs. S Dakota, 11-17-16
FTM	2 vs. S Dakota, 11-17-16
FTA	2 vs. S Dakota, 11-17-16
OREB	1 vs. Memphis, 11-25-16*
DREB	5 vs. Navy, 11-26-16*
REB	6 vs. Stetson, 11-21-16
AST	5 vs. Navy, 11-26-16*
BLK	0
STL	3
MIN	36 vs. SHSU, 11-11-16

* Most Recent

CAREER HIGHS

Points	11 vs. Stetson, 11-21-16
FGM	5 vs. Stetson, 11-21-16
FGA	10 vs. Stetson, 11-21-16
3PM	2 vs. S Dakota, 11-17-16
3PA	3 vs. S Dakota, 11-17-16
FTM	2 vs. S Dakota, 11-17-16
FTA	2 vs. S Dakota, 11-17-16
OREB	1 vs. Memphis, 11-25-16*
DREB	5 vs. Navy, 11-26-16*
REB	6 vs. Stetson, 11-21-16
AST	5 vs. Navy, 11-26-16*
BLK	0
STL	3
MIN	36 vs. SHSU, 11-11-16

* Most Recent

MISCELLANEOUS

	2016-17	Career
10+ Pts	2	2
15+ Pts	-	-
20+ Pts	-	-
10+ Rebs	-	-
15+ Rebs	-	-
Double-Double	-	-
5+ Ast	2	2
Led AR in Pts	-	-
Led AR in Reb	-	-
GP/GS	6/6	5/5

HONORS

- SEC Freshman of the Week (Nov. 29)

16-17 GAME BY GAME

Opponent	Date	gs	min	Total		3-Pointers		Free throws		Rebounds				pf	a	t/o	blk	stl	pts	avg	
				fg-fga	pct	3fg-fga	pct	ft-fa	pct	off	def	tot	avg								
SAM HOUSTON STATE	11/11/16	*	36	2-9	.222	1-2	.500	0-0	.000	0	4	4	4.0	1	5	2	0	3	5	5.0	
LA-MONROE	11/13/16	*	18	2-4	.500	0-1	.000	0-0	.000	0	0	0	2.0	4	2	1	0	0	4	4.5	
SOUTH DAKOTA	11/17/16	*	30	3-7	.429	2-3	.667	2-2	1.000	0	2	2	2.0	1	2	0	0	1	10	6.3	
STETSON	11/21/16	*	31	5-10	.500	1-1	1.000	0-1	.000	1	5	6	3.0	1	2	0	0	0	11	7.5	
vs Memphis	11/25/16	*	25	4-7	.571	1-1	1.000	0-0	.000	1	3	4	3.2	3	2	3	0	0	9	7.8	
vs NAVY	11/26/16	*	28	4-7	.571	1-2	.500	0-0	.000	0	5	5	3.5	4	5	1	0	0	9	8.0	
Totals			6	168	20-44	.455	6-10	.600	2-3	.667	2	19	21	3.5	14	18	7	0	4	48	8.0

Games played: 6
Minutes/game: 28.0
Points/game: 8.0
FG Pct: 45.5
3FG Pct: 60.0
FT Pct: 66.7

Rebounds/game: 3.5
Assists/game: 3.0
Turnovers/game: 1.2
Assist/turnover ratio: 2.6
Steals/game: 0.7


MASON'S CAREER STATISTICS

Season	gp-gs	min/avg	Total		3-Point		F-Throws		Rebounds				Scoring							
			fg-fga	pct	fg-fga	pct	ft-fa	pct	off	def	tot	avg	pf	fo	ast	to	blk	stl	pts	avg
2016-17	6-6	168/28.0	20-44	.455	6-10	.600	2-3	.667	2	19	21	3.5	14	0	18	7	0	4	48	8.0
TOTAL	6-6	168/28.0	20-44	.455	6-10	.600	2-3	.667	2	19	21	3.5	14	0	18	7	0	4	48	8.0

20

NOTES

- Played limited minutes in all games



SYDNEY STOUT

F | FR | 6-0 | BIXBY, OKLA.

16-17 HIGHS

Points	0
FGM	1 vs. Memphis, 11-25-16
FGA	2 vs. ULM, 11-13-16
3PM	1 vs. Memphis, 11-25-16
3PA	2 vs. ULM, 11-13-16
FTM	0
FTA	0
OREB	0
DREB	1 vs. Memphis, 11-25-16
REB	1 vs. Memphis, 11-25-16
AST	0
BLK	1 vs. ULM, 11-13-16
STL	0
MIN	6 vs. ULM, 11-13-16

* Most Recent

CAREER HIGHS

Points	0
FGM	1 vs. Memphis, 11-25-16
FGA	2 vs. ULM, 11-13-16
3PM	1 vs. Memphis, 11-25-16
3PA	2 vs. ULM, 11-13-16
FTM	0
FTA	0
OREB	0
DREB	1 vs. Memphis, 11-25-16
REB	1 vs. Memphis, 11-25-16
AST	0
BLK	1 vs. ULM, 11-13-16
STL	0
MIN	6 vs. ULM, 11-13-16

* Most Recent

MISCELLANEOUS

	2016-17	Career
10+ Pts	-	-
15+ Pts	-	-
20+ Pts	-	-
10+ Rebs	-	-
15+ Rebs	-	-
Double-Double	-	-
5+ Ast	-	-
Led AR in Pts	-	-
Led AR in Reb	-	-
GP/GS	3/-	3/-

HONORS

- TBA

16-17 GAME BY GAME

Opponent	Date	gs	min	Total		3-Pointers		Free throws		Rebounds				pf	a	t/o	blk	stl	pts	avg
				fg-fga	pct	3fg-fga	pct	ft-fga	pct	off	def	tot	avg							
SAM HOUSTON STATE	11/11/16		3	0-0	.000	0-0	.000	0-0	.000	0	0	0	0.0	0	0	0	0	0	0	0.0
LA-MONROE	11/13/16		6	0-2	.000	0-2	.000	0-0	.000	0	0	0	0.0	1	0	0	1	0	0	0.0
SOUTH DAKOTA	11/17/16		dnp	-	-	-	-	-	-	-	-	-	-	-	-	-	-	-	-	-
STETSON	11/21/16		dnp	-	-	-	-	-	-	-	-	-	-	-	-	-	-	-	-	-
vs Memphis	11/25/16		4	1-1	1.000	1-1	1.000	0-0	.000	0	1	1	0.3	2	0	0	0	0	3	1.0
vs NAVY	11/26/16		dnp	-	-	-	-	-	-	-	-	-	-	-	-	-	-	-	-	-
Totals			0	1-3	.333	1-3	.333	0-0	.000	0	1	1	0.3	3	0	0	1	0	3	1.0

Games played: 3
 Minutes/game: 4.3
 Points/game: 1.0
 FG Pct: 33.3
 3FG Pct: 33.3

Rebounds/game: 0.3
 Blocks/game: 0.3

STOUT'S CAREER STATISTICS

Season	gp-gs	min/avg	Total		3-Point		F-Throws		Rebounds				Scoring							
			fg-fga	pct	fg-fga	pct	ft-fga	pct	off	def	tot	avg	pf	fo	ast	to	blk	stl	pts	avg
2016-17	3-0	13/4.3	1-3	.333	1-3	.333	0-0	.000	0	1	1	0.3	3	0	0	0	1	0	3	1.0
TOTAL	3-0	13/4.3	1-3	.333	1-3	.333	0-0	.000	0	1	1	0.3	3	0	0	0	1	0	3	1.0

21

NOTES

- Missed first game with a family emergency



DEVIN COSPER
G | SR | 5-10 | COFFEYVILLE, KAN.

16-17 HIGHS

Points	8 vs. Memphis, 11-25-16
FGM	4 vs. Memphis, 11-25-16
FGA	7 vs. Memphis, 11-25-16
3PM	0 vs. ULM, 11-13-16
3PA	2 vs. Memphis, 11-25-16*
FTM	2 vs. ULM, 11-13-16
FTA	2 vs. Stetson, 11-21-16*
OREB	0 vs. ULM, 11-13-16
DREB	2 vs. Navy, 11-26-16*
REB	2 vs. Navy, 11-26-16*
AST	5 vs. ULM, 11-13-16
BLK	1 vs. ULM, 11-13-16
STL	4 vs. ULM, 11-13-16
MIN	18 vs. ULM, 11-13-16

CAREER HIGHS

Points	17, No. 23 Tenn., 2-4-16*
	17, at Auburn, 1-24-16 OT
FGM	7, MVSU, 12-28-15
FGA	17, at Butler, 12-13-15
	19, at Auburn, 1-24-16 OT
3PM	3, #5/6 Texas, 12-20-15
3PA	9, at Butler, 12-13-15
	9, at Auburn, 1-24-16 OT*
FTM	7, New Orleans, 12-30-15
FTA	8, New Orleans, 12-30-15
OREB	2, MVSU, 12-28-15*
DREB	5, vs. Alabama, 1-18-16*
	5, vs. Florida, 1-28-16 OT*
	8, at Auburn, 1-24-16 OT
REB	6, ORU, 12-10-15
	9, at Auburn, 1-24-16 OT
AST	5, vs. Vanderbilt, 2-8-16
BLK	3, MVSU, 12-28-15
STL	3, at Georgia, 2-26-16*
MIN	37, at Butler, 12-13-15
	42, at Auburn, 1-24-16 OT

*Most Recent

16-17 GAME BY GAME

Opponent	Date	gs	min	Total		3-Pointers		Free throws		Rebounds				pf	a	t/o	blk	stl	pts	avg
				fg-fga	pct	3fg-fga	pct	ft-fta	pct	off	def	tot	avg							
SAM HOUSTON STATE	11/11/16	dnp	-	-	-	-	-	-	-	-	-	-	-	-	-	-	-	-	-	-
LA-MONROE	11/13/16	18	2-5	.400	0-2	.000	2-2	1.000	0	1	1	1.0	0	5	0	1	4	6	6.0	
SOUTH DAKOTA	11/17/16	6	0-1	.000	0-0	.000	0-0	.000	0	2	2	1.5	0	0	0	0	0	0	3.0	
STETSON	11/21/16	9	0-2	.000	0-2	.000	0-0	.000	0	0	0	1.0	0	1	0	0	0	0	2.0	
vs Memphis	11/25/16	17	4-7	.571	0-3	.000	0-0	.000	0	2	2	1.3	4	2	1	0	0	8	3.5	
vs NAVY	11/26/16	15	1-4	.250	0-2	.000	0-0	.000	0	2	2	1.4	0	3	0	0	2	2	3.2	
Totals		0	65	7-19	.368	0-9	.000	2-2	1.000	0	7	7	1.4	4	11	1	1	6	16	3.2

Games played: 5
Minutes/game: 13.0
Points/game: 3.2
FG Pct: 36.8
3FG Pct: 0.0
FT Pct: 100.0

Rebounds/game: 1.4
Assists/game: 2.2
Turnovers/game: 0.2
Assist/turnover ratio: 11.0
Steals/game: 1.2
Blocks/game: 0.2

MISCELLANEOUS

	2016-17	Career
10+ Pts	-	15
15+ Pts	-	5
20+ Pts	-	1
10+ Rebs	-	-
15+ Rebs	-	-
Double-Double	-	-
5+ Ast	1	2
Led AR in Pts	-	2
Led AR in Reb	-	-
GP/GS	5/0	35/25

HONORS

- SEC First-Year Academic Honor Roll ('16)
- Arkansas Academic Honor Roll (3.0-3.49 GPA) (Fall 2015, Spring 2016)

COSPER'S CAREER STATISTICS

Season	gp-gs	min/avg	Total		3-Point		F-Throws		Rebounds				Scoring							
			fg-fga	pct	fg-fga	pct	ft-fta	pct	off	def	tot	avg	pf	fo	ast	to	blk	stl	pts	avg
2015-16	30-25	792/26.4	97-293	.331	25-104	.240	50-72	.694	16	83	99	3.3	57	0	42	74	5	34	269	9.0
2016-17	5-0	65/13.0	7-19	.368	0-9	.000	2-2	1.000	0	7	7	1.4	4	0	11	1	1	6	16	3.2
TOTAL	35-25	857/24.5	104-312	.333	25-113	.221	52-74	.703	16	90	106	3.0	61	0	53	75	6	40	285	8.1

22

NOTES

- Played and started all games this season
- Nine points against Sam Houston State is a career best



BAILEY ZIMMERMAN
G/F | SO | 6-0 | ST. VINCENT, ARK.

16-17 HIGHS

Points	9 vs. SHSU, 11-11-16
FGM	3 vs. SHSU, 11-11-16
FGA	6 vs. SHSU, 11-11-16
3PM	2 vs. South Dakota, 11-17-16*
3PA	5 vs. SHSU, 11-11-16
FTM	1 vs. South Dakota, 11-17-16*
FTA	2 vs. South Dakota, 11-17-16*
OREB	2 vs. ULM, 11-13-16*
DREB	5 vs. Navy, 11-26-16*
REB	7 vs. Navy, 11-26-16*
AST	3 vs. Navy, 11-26-16*
BLK	0
STL	2 vs. Memphis, 11-25-16
MIN	32 vs. SHSU, 11-11-16

* Most Recent

CAREER HIGHS

Points	9 vs. SHSU, 11-11-16
FGM	3 vs. SHSU, 11-11-16
FGA	9 at Butler, 12-13-15
3PM	2 vs. South Dakota, 11-17-16*
3PA	7, at Butler, 12-13-15
FTM	2 vs. South Dakota, 11-17-16*
FTA	2 vs. South Dakota, 11-17-16*
OREB	3 at Butler, 12-13-15*
DREB	5 vs. Navy, 11-26-16*
REB	7 vs. Navy, 11-26-16*
AST	3 vs. Navy, 11-26-16*
BLK	1 at SDSU, 11-18-15*
STL	2 vs. Memphis, 11-25-16
MIN	32 vs. SHSU, 11-11-16

*Most Recent

MISCELLANEOUS

	2016-17	Career
10+ Pts	-	-
15+ Pts	-	-
20+ Pts	-	-
10+ Rebs	-	-
15+ Rebs	-	-
Double-Double	-	-
5+ Ast	-	-
Led AR in Pts	-	-
Led AR in Reb	-	-
GP/GS	6/6	26/7

HONORS

- Arkansas Athletic Director's List (3.5-3.99 GPA) (Fall 2015)

16-17 GAME BY GAME

Opponent	Date	gs	min	Total		3-Pointers		Free throws		Rebounds				pf	a	t/o	blk	stl	pts	avg	
				fg-fga	pct	3fg-fga	pct	ft-fa	pct	off	def	tot	avg								
SAM HOUSTON STATE	11/11/16	*	32	3-6	.500	2-5	.400	1-2	.500	2	3	5	5.0	1	3	1	0	1	9	9.0	
LA-MONROE	11/13/16	*	18	1-7	.143	0-3	.000	1-2	.500	2	5	7	6.0	0	2	0	0	1	3	6.0	
SOUTH DAKOTA	11/17/16	*	15	2-4	.500	2-3	.667	1-2	.500	2	2	4	5.3	3	1	0	0	0	7	6.3	
STETSON	11/21/16	*	24	2-4	.500	1-3	.333	0-0	.000	0	4	4	5.0	1	1	2	0	0	5	6.0	
vs Memphis	11/25/16	*	22	1-4	.250	1-4	.250	0-0	.000	0	3	3	4.6	2	2	2	0	2	3	5.4	
vs NAVY	11/26/16	*	13	0-1	.000	0-1	.000	0-0	.000	1	6	7	5.0	2	3	1	0	1	0	4.5	
Totals			6	124	9-26	.346	6-19	.316	3-6	.500	7	23	30	5.0	9	12	6	0	5	27	4.5

Games played: 6
Minutes/game: 20.7
Points/game: 4.5
FG Pct: 34.6
3FG Pct: 31.6
FT Pct: 50.0

Rebounds/game: 5.0
Assists/game: 2.0
Turnovers/game: 1.0
Assist/turnover ratio: 2.0
Steals/game: 0.8

ZIMMERMAN'S CAREER STATISTICS

Season	gp-gs	min/avg	Total		3-Point		F-Throws		Rebounds				Scoring							
			fg-fga	pct	fg-fga	pct	ft-fa	pct	off	def	tot	avg	pf	fo	ast	to	blk	stl	pts	avg
2015-16	20-1	174/8.7	6-48	.125	4-33	.121	7-12	.583	12	9	21	1.1	9	0	4	15	2	4	23	1.2
2016-17	6-6	124/20.7	9-26	.346	6-19	.316	3-6	.500	7	23	30	5.0	9	0	12	6	0	5	27	4.5
TOTAL	26-7	298/11.5	15-74	.203	10-52	.192	10-18	.556	19	32	51	2.0	18	0	16	21	2	9	50	1.9

25

NOTES

- Missed start of season with injury/illness



TATIYANA SMITH
F | SR | 6-3 | PLANO, TEXAS

16-17 HIGHS

Points
FGM
FGA
3PM
3PA
FTM
FTA
OREB
DREB
REB
AST
BLK
STL
MIN

CAREER HIGHS

Points 2, MVSU, 12-28-15
FGM 1, MVSU, 12-28-15
FGA: 1, New Orleans, 12-30-15*
FTM: 2, New Orleans, 12-30-15
FTA 2, New Orleans, 12-30-15
3PM --
3PA --
OREB 1, MVSU, 12-28-15
DREB --
REB 1, MVSU, 12-28-15
AST 1, MVSU, 12-28-15
BLK 1, MVSU, 12-28-15
STL 1, New Orleans, 12-30-15
MIN 6, MVSU, 12-28-15

*Most Recent

16-17 GAME BY GAME

MISCELLANEOUS

	2016-17	Career
10+ Pts	-	-
15+ Pts	-	-
20+ Pts	-	-
10+ Rebs	-	-
15+ Rebs	-	-
Double-Double	-	-
5+ Ast	-	-
Led AR in Pts	-	-
Led AR in Reb	-	-
GP/GS	-	4/0

HONORS

- Arkansas Academic Honor Roll (3.0-3.49 GPA) (Fall 2015)


SMITH'S CAREER STATISTICS

Season	gp-gs	min/avg	Total		3-Point		F-Throws		Rebounds				Scoring							
			fg-fga	pct	fg-fga	pct	ft-fga	pct	off	def	tot	avg	pf	fo	ast	to	blk	stl	pts	avg
2015-16	4-0	15/3.8	1-2	.500	0-0	.000	2-2	1.000	1	0	1	0.3	0	0	1	1	1	1	4	1.0
TOTAL	4-0	15/3.8	1-2	.500	0-0	.000	2-2	1.000	1	0	1	0.3	0	0	1	1	1	1	4	1.0

35

NOTES

- Three games in double figure scoring to start the season
- Four games with double digit points
- First double double of the season with 10 points and 11 rebounds against Memphis
- Selected to the Nugget Classic All-Tournament Team



ALECIA COOLEY
C | SR | 6-4 | EVANSTON, ILL.

16-17 HIGHS

Points	13 vs. ULM, 11-13-16
FGM	5 vs. South Dakota, 11-17-16
FGA	8 vs. South Dakota, 11-17-16*
3PM	0
3PA	0
FTM	7 vs. ULM, 11-13-16
FTA	12 vs. ULM, 11-13-16
OREB	3 vs. Navy, 11-26-16*
DREB	8 vs. Memphis, 11-25-16
REB	10 vs. Memphis, 11-25-16
AST	3 vs. Stetson, 11-21-16
BLK	4 vs. SHSU, 11-11-16
STL	1 vs. Stetson, 11-21-16*
MIN	31 vs. South Dakota, 11-17-16

*Most Recent

CAREER HIGHS

Points	19, ORU, 12-10-15
FGM	8, ORU, 12-10-15
FGA	10, ORU, 12-10-15
	10, vs. Florida, 1-28-16 OT
FTM	7 vs. ULM, 11-13-16
FTA	12 vs. ULM, 11-13-16
OREB	7, #24 Missouri, 1-17-16
DREB	8 vs. Memphis, 11-25-16
REB	10 vs. Memphis, 11-25-16*
	10, vs. Florida, 1-28-16 OT
AST	3 vs. Stetson, 11-21-16
BLK	4 vs. SHSU, 11-11-16
STL	1 vs. Stetson, 11-21-16*
	2, at Auburn, 1-24-16 OT
MIN	33, ORU, 12-10-15
	39, at Auburn, 1-24-16 OT

*Most Recent

MISCELLANEOUS

	2016-17	Career
10+ Pts	4	11
15+ Pts	-	2
20+ Pts	-	-
10+ Rebs	1	5
15+ Rebs	-	-
Double-Double	1	4
5+ Ast	-	-
Led AR in Pts	1	4
Led AR in Reb	3	8
GP/GS	6/6	36/34

HONORS

- Arkansas Academic Honor Roll (3.0-3.49 GPA) (Spring 2016)
- Nugget Classic All-Tournament Team

16-17 GAME BY GAME

Opponent	Date	gs	min	Total		3-Pointers		Free throws		Rebounds				pf	a	t/o	blk	stl	pts	avg	
				fg-fga	pct	3fg-fga	pct	ft-fa	pct	off	def	tot	avg								
SAM HOUSTON STATE	11/11/16	*	26	4-8	.500	0-0	.000	4-6	.667	2	3	5	5.0	0	0	2	4	1	12	12.0	
LA-MONROE	11/13/16	*	18	3-5	.600	0-0	.000	7-12	.583	1	5	6	5.5	1	2	1	1	0	13	12.5	
SOUTH DAKOTA	11/17/16	*	31	5-8	.625	0-0	.000	2-2	1.000	1	2	3	4.7	3	1	2	1	0	12	12.3	
STETSON	11/21/16	*	24	1-3	.333	0-0	.000	5-6	.833	3	6	9	5.8	3	3	4	0	1	7	11.0	
vs Memphis	11/25/16	*	26	4-6	.667	0-0	.000	2-2	1.000	3	8	11	6.8	1	2	2	0	0	10	10.8	
vs NAVY	11/26/16	*	18	2-4	.500	0-0	.000	0-0	.000	3	4	7	6.8	0	1	4	0	1	4	9.7	
Totals			6	143	19-34	.559	0-0	.000	20-28	.714	13	28	41	6.8	8	9	15	6	3	58	9.7

Games played: 6
Minutes/game: 23.8
Points/game: 9.7
FG Pct: 55.9
FT Pct: 71.4

Rebounds/game: 6.8
Assists/game: 1.5
Turnovers/game: 2.5
Assist/turnover ratio: 0.6
Steals/game: 0.5
Blocks/game: 1.0


COOLEY'S CAREER STATISTICS

Season	gp-gs	min/avg	Total		3-Point		F-Throws		Rebounds				Scoring							
			fg-fga	pct	fg-fga	pct	ft-fa	pct	off	def	tot	avg	pf	fo	ast	to	blk	stl	pts	avg
2015-16	30-28	699/23.3	74-148	.500	0-0	.000	48-63	.762	50	95	145	4.8	49	2	16	34	11	11	196	6.5
2016-17	6-6	143/23.8	19-34	.559	0-0	.000	20-28	.714	13	28	41	6.8	8	0	9	15	6	3	58	9.7
TOTAL	36-34	842/23.4	93-182	.511	0-0	.000	68-91	.747	63	123	186	5.2	57	2	25	49	17	14	254	7.1

42

NOTES

- Missed start of season with injury



YASMEEN RATLIFF
C | FR | 6-5 | ALPHARETTA, GA.

16-17 HIGHS

- Points
- FGM
- FGA
- 3PM
- 3PA
- FTM
- FTA
- OREB
- DREB
- REB
- AST
- BLK
- STL
- MIN

*Most Recent

CAREER HIGHS

- Points
- FGM
- FGA
- 3PM
- 3PA
- FTM
- FTA
- OREB
- DREB
- REB
- AST
- BLK
- STL
- MIN

*Most Recent

MISCELLANEOUS

	2016-17	Career
10+ Pts	-	-
15+ Pts	-	-
20+ Pts	-	-
10+ Rebs	-	-
15+ Rebs	-	-
Double-Double	-	-
5+ Ast	-	-
Led AR in Pts	-	-
Led AR in Reb	-	-
GP/GS	-	-

HONORS

- TBA

16-17 GAME BY GAME

RATLIFF'S CAREER STATISTICS



00

JESSICA JACKSON
6-3 | F | SR | Jacksonville, Ark.



2

AALIYAH WILSON
5-10 | G/F | FR | Muskogee, Okla.



3

MALICA MONK
5-5 | G | SO | N. Little Rock, Ark.



4

KEIRYN SWENSON
6-1 | G/F | SO | Wichita, Kan.



10

KIARA WILLIAMS
6-1 | F/C | FR | Little Rock, Ark.



12

BRIUNNA FREEMAN
5-9 | G | SO | Pelham, Ga.



14

JAILYN MASON
5-9 | PG | FR | Mason, Ohio



20

SYDNEY STOUT
6-0 | F | FR | Bixby, Okla.



21

DEVIN COSPER
5-10 | G | JR | Coffeyville, Kan.



22

BAILEY ZIMMERMAN
6-0 | G/F | SO | St. Vincent, Ark.



25

TATIYANA SMITH
6-3 | C | SR | Plano, Texas



35

ALECIA COOLEY
6-4 | C | SR | Evanston, Ill.



42

YASMEEN RATLIFF
6-5 | C | FR | Alpharetta, Ga.



HC

JIMMY DYKES
Arkansas, 1985 | 3rd Season



AC

TARI CUMMINGS
Oklahoma State, 2003 | 6th Season



AC

TOMMY DEFFEBEAUGH
Drury College, 1985 | 2nd Season



AC

CHENEL HARRIS
Kent State, 2010 | 1st Season